


# PrymeFix

fixturing solutions



## PRODUCT CATALOG

# PrymeFix

fixturing solutions

## ABOUT US

**PrymeFix is the fixturing line created by PrymeTech, a leading manufacturer of CNC machined components and sophisticated metrology fixturing solutions.**





PrymeTech offers an extended machine shop without the headaches of overhead and maintenance. Our experienced staff can take a product from concept to creation. We understand what it takes to design, manufacture and inspect product. We combine innovative design solutions with a state of the art machining technologies to provide our customers with high quality precision CNC machined component parts for a wide variety of industries. Established in 2006, our shop includes all of the amenities expected to be found in a modern day shop. Every tool and machine has been strategically placed to make our facility as efficient as possible. Our shop stays highly organized based on industry concepts like Khan ban and 5-S. Our staff includes experienced machinists as well as highly educated engineers. Working together as a team, we have fully integrated proven machining techniques with state of the art technology. Computer Aided Design (CAD) and Computer Aided Machining (CAM) is utilized on a daily basis to ensure product accuracy. At PrymeTech, we expect the best from our employees. Our customers see the difference.



For more details and a complete product listing, check out the PrymeFix website!

[WWW.PRYMEFIX.COM](http://WWW.PRYMEFIX.COM)

# PRODUCT CATALOG



**INSERTS** 4

**CORNERS** 18

**FIXTURE ACCESSORIES** 28

**FIXTURE KITS** 46

**CUSTOM FIXTURES** 54


**EQUIPMENT SALES** 60

**3D SCANNER CONSUMABLES** 68

## ACRYLIC INSERTS


Universal Acrylic Inserts are light weight and allow back light to pass through them. Steel bars along the perimeter allow them to snap into all PrymeFix Corners. Leveling feet allow for fine adjustment on the resting surface.

These inserts come in a variety of hole pattern styles and sizes. Accompanied with a standoff kit, a user can fixture almost anything imaginable!



## ALUMINUM INSERTS

Universal Aluminum Inserts can be used for fixturing with both CMMs and Vision Systems. Available in 3 sizes, each with a 1"x1" spaced complete hole pattern. A calibration sphere can easily be mounted to any of the nine differently located M8 holes on all sizes. Steel strips along the edge allow the inserts to snap into all PrymeFix corners!




## CALIBRATION INSERTS

Calibration inserts hold a variety of calibration artifacts such as calibration spheres, gage blocks, glass reticles, and laser artifacts.


Just like regular inserts, each calibration insert has leveling feet and steel strips allowing them to magnetically snap into any PrymeFix corner.

Available in three sizes, each calibration insert uses a universal cartridge design to place any artifact in any pocket on the insert. This allows for maximum flexibility!



## CENTERS INSERTS

A centers insert is PrymeFix's answer to holding cylindrical parts on center and parallel to your measurement system. The fixture is adjustable in length to accommodate short or long parts. The anvils are replaceable to allow for an ideal configuration to hold a variety of parts.

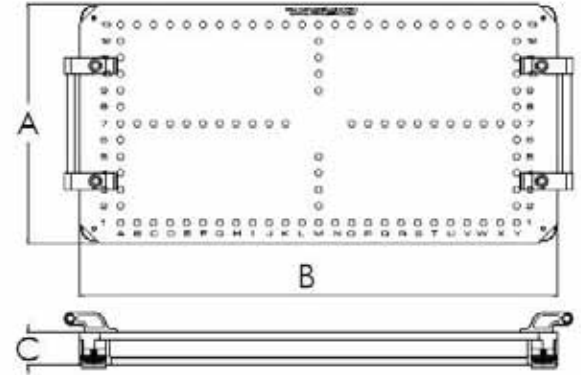


## ACRYLIC INSERTS

### STYLE I11

#### Acrylic (1/4-20 THREADED)

- 1/4-20 Threaded Cross Pattern Style
- Numeric Engraving Vertically
- Text Engraving Horizontally
- Leveling Feet (4x)
- Low Profile Handles (Sold Separately)

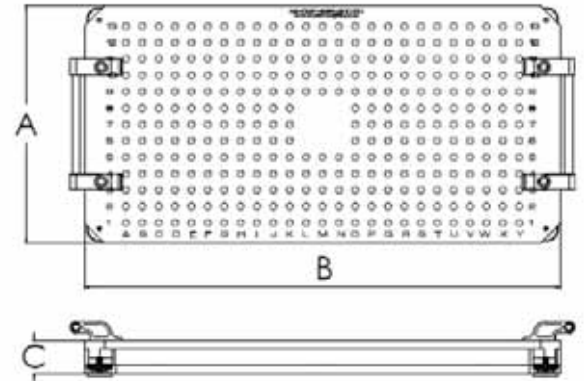


Part Number	A	B	C	Price
I11-PRY-STD-150075	5.25"	9.00"	1.00"	\$600
I11-PRY-STD-200150	7.25"	10.50"	1.00"	\$600
I11-PRY-STD-200200	9.50"	9.50"	1.00"	\$600
I11-PRY-STD-300150	7.25"	14.50"	1.00"	\$750
I11-PRY-STD-300200	9.50"	14.50"	1.00"	\$750
I11-PRY-STD-300300	14.00"	14.00"	1.00"	\$850
I11-PRY-STD-500400	19.50"	17.00"	1.00"	\$1,150
I11-PRY-STD-500450	20.75"	9.00"	1.00"	\$1,150

### STYLE I12

#### Acrylic (1/4-20 THREADED)

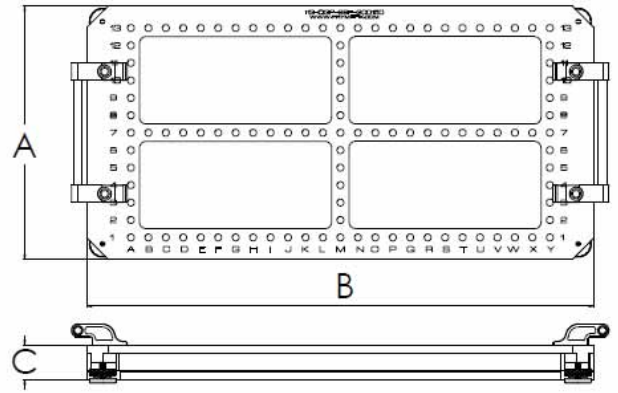
- 1/4-20 Threaded Complete Pattern Style
- Numeric Engraving Vertically
- Text Engraving Horizontally
- Leveling Feet (4x)
- Low Profile Handles (Sold Separately)



Part Number	A	B	C	Price
I12-PRY-STD-150075	5.25"	9.00"	1.00"	\$600
I12-PRY-STD-200150	7.25"	10.50"	1.00"	\$600
I12-PRY-STD-200200	9.50"	9.50"	1.00"	\$600
I12-PRY-STD-300150	7.25"	14.50"	1.00"	\$750
I12-PRY-STD-300200	9.50"	14.50"	1.00"	\$750
I12-PRY-STD-300300	14.00"	14.00"	1.00"	\$850
I12-PRY-STD-500400	19.50"	17.00"	1.00"	\$1,150
I12-PRY-STD-500450	20.75"	9.00"	1.00"	\$1,150

## STYLE I13 Acrylic (1/4-20 THREADED)

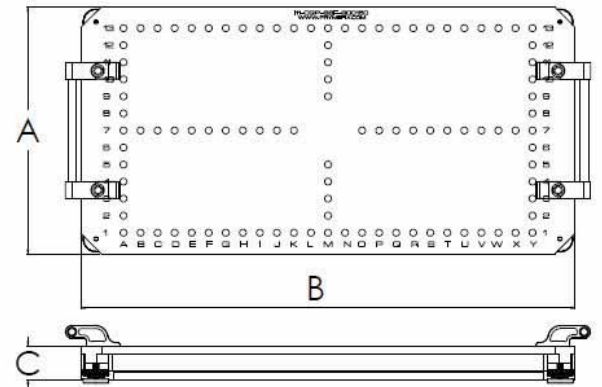
- 1/4-20 Threaded Cut-out Pattern Style
- Numeric Engraving Vertically
- Text Engraving Horizontally
- Leveling Feet (4x)
- Low Profile Handles (Sold Separately)



Part Number	A	B	C	Price
I13-PRY-STD-150075	5.25"	9.00"	1.00"	\$600
I13-PRY-STD-200150	7.25"	10.50"	1.00"	\$600
I13-PRY-STD-200200	9.50"	9.50"	1.00"	\$600
I13-PRY-STD-300150	7.25"	14.50"	1.00"	\$750
I13-PRT-STD-300200	9.50"	14.50"	1.00"	\$750
I13-PRY-STD-300300	14.00"	14.00"	1.00"	\$850
I13-PRY-STD-500400	19.50"	17.00"	1.00"	\$1,150
I13-PRY-STD-500450	20.75"	9.00"	1.00"	\$1,150

## STYLE I21 Acrylic (M4 THREADED)

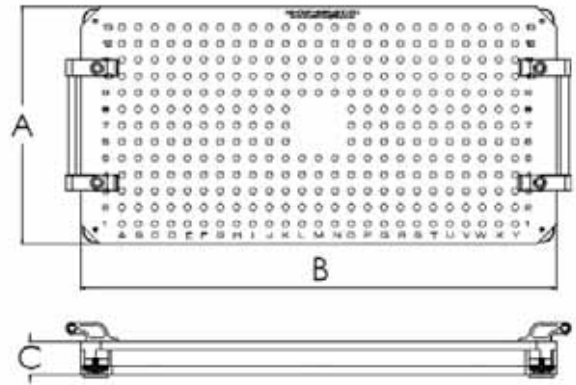
- M4 Threaded Cross Pattern Style
- Numeric Engraving Vertically
- Text Engraving Horizontally
- Leveling Feet (4x)
- Low Profile Handles (Sold Separately)



Part Number	A	B	C	Price
I21-PRY-STD-150075	5.25"	9.00"	1.00"	\$600
I21-PRY-STD-200150	7.25"	10.50"	1.00"	\$600
I21-PRY-STD-200200	9.50"	9.50"	1.00"	\$600
I21-PRY-STD-300150	7.25"	14.50"	1.00"	\$750
I21-PRY-STD-300200	9.50"	14.50"	1.00"	\$750
I21-PRY-STD-300300	14.00"	14.00"	1.00"	\$850
I21-PRY-STD-500400	19.50"	17.00"	1.00"	\$1,150
I21-PRY-STD-500450	20.75"	9.00"	1.00"	\$1,150

## STYLE I22 Acrylic (M4 THREADED)

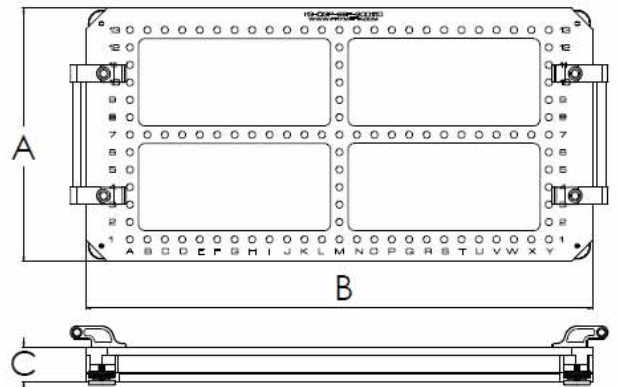
- M4 Threaded Complete Pattern Style
- Numeric Engraving Vertically
- Text Engraving Horizontally
- Leveling Feet (4x)
- Low Profile Handles (Sold Separately)



Part Number	A	B	C	Price
I22-PRY-STD-150075	5.25"	9.00"	1.00"	\$600
I22-PRY-STD-200150	7.25"	10.50"	1.00"	\$600
I22-PRY-STD-200200	9.50"	9.50"	1.00"	\$600
I22-PRY-STD-300150	7.25"	14.50"	1.00"	\$750
I22-PRY-STD-300200	9.50"	14.50"	1.00"	\$750
I22-PRY-STD-300300	14.00"	14.00"	1.00"	\$850
I22-PRY-STD-500400	19.50"	17.00"	1.00"	\$1,150
I22-PRY-STD-500450	20.75"	9.00"	1.00"	\$1,150

## STYLE I23 Acrylic (M4 THREADED)

- M4 Threaded Cut-out Pattern Style
- Numeric Engraving Vertically
- Text Engraving Horizontally
- Leveling Feet (4x)
- Low Profile Handles (Sold Separately)

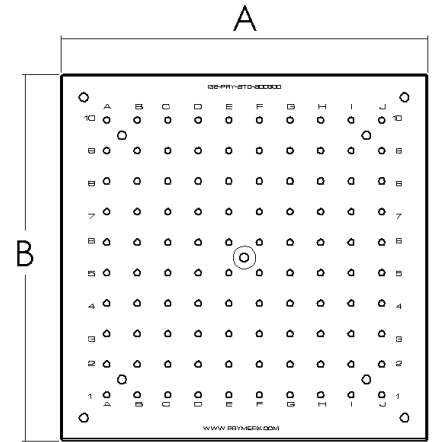


Part Number	A	B	C	Price
I23-PRY-STD-150075	5.25"	9.00"	1.00"	\$600
I23-PRY-STD-200150	7.25"	10.50"	1.00"	\$600
I23-PRY-STD-200200	9.50"	9.50"	1.00"	\$600
I23-PRY-STD-300150	7.25"	14.50"	1.00"	\$750
I23-PRY-STD-300200	9.50"	14.50"	1.00"	\$750
I23-PRY-STD-300300	14.00"	14.00"	1.00"	\$850
I23-PRY-STD-500400	19.50"	17.00"	1.00"	\$1,150
I23-PRY-STD-500450	20.75"	9.00"	1.00"	\$1,150

# ALUMINUM INSERTS

## STYLE I32 Aluminum (1/4-20 THREADED)

- 1/4-20 Threaded Hole Pattern (1" x 1" Spacing)
- M8 Holes For Calibration Sphere
- Numeric Engraving Vertically
- Text Engraving Horizontally
- Steel Edges Allow For Magnetic Contact

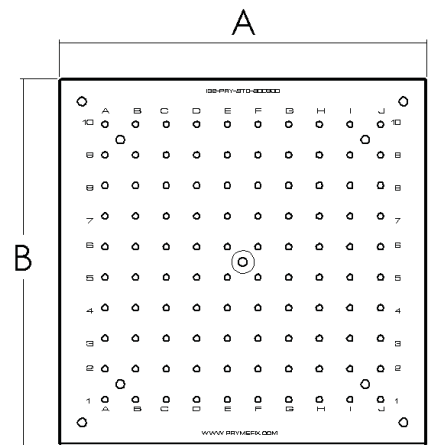


Part Number	A	B	C	Price
I32-PRY-STD-300300	12.00"	12.00"	0.625"	\$850
I32-PRY-STD-400400	16.00"	16.00"	0.625"	\$975
I32-PRY-STD-500950	20.00"	38.00"	0.625"	\$2200

Custom Sizes Available Upon Request

## STYLE I33 Aluminum (M4 THREADED)

- M4 Threaded Hole Pattern (1" x 1" Spacing)
- M8 Holes For Calibration Sphere
- Numeric Engraving Vertically
- Text Engraving Horizontally
- Steel Edges Allow For Magnetic Contact



Part Number	A	B	C	Price
I33-PRY-STD-300300	12.00"	12.00"	0.625"	\$850
I33-PRY-STD-400400	16.00"	16.00"	0.625"	\$975
I33-PRY-STD-500950	20.00"	38.00"	0.625"	\$2200

Custom Sizes Available Upon Request



## STYLE I32 Aluminum (1/4-20 THREADED)

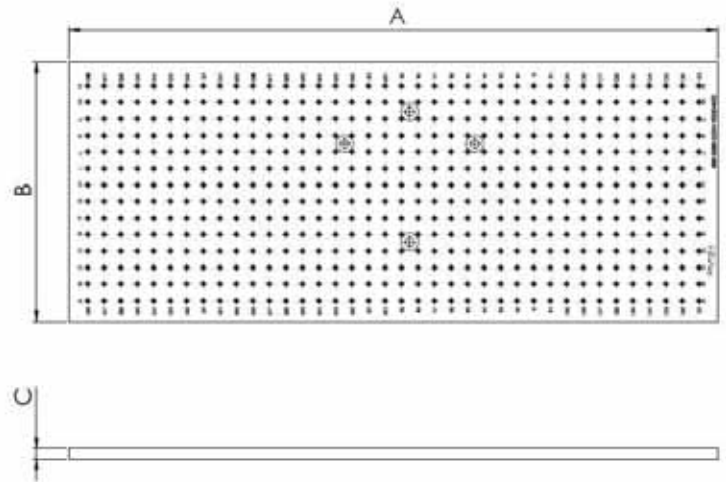
1/4-20 Threaded Hole Pattern (1"x 1" Spacing)

M8 Holes For Calibration Sphere

Numeric Engraving Vertically

Text Engraving Horizontally

Each of These Plates Have a Specific Hole Pattern to Allow Them to be Mounted to Either  
A Zeiss Accura or Contura CMM.




Part Number	A	B	C	Price
I32-ZSS-ACA-0900400	36"	15.688"	0.625"	\$1650
I32-ZSS-ACA-1000400	39.25"	15.688"	0.625"	\$1800
I32-ZSS-CON-0700400	27.75"	15.688"	0.625"	\$1500
I32-ZSS-CON-1000400	39.25"	15.688"	0.625"	\$1800

## CUSTOM SIZE INSERTS

### Not Finding What you Need?

Our Engineers can design a custom size solution to fit your needs. We can provide virtually any size hole pattern plate made from any material. Contact your local distributor or our office directly for details.



155 Prairie Lake Rd, Suite A & J  
East Dundee, IL 60118  
847.428.7122

# CALIBRATION INSERTS

---



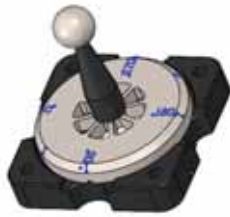
Calibration inserts hold a variety of calibration artifacts such as calibration spheres, gage blocks, ring gages, glass reticles, and laser artifacts.

Just like regular inserts, each calibration insert has leveling feet and steel strips allowing them to magnetically snap into any Prymefix corner.

Available in three sizes, each calibration insert uses a universal cartridge design to place any artifact in any pocket on the insert. This allows for maximum flexibility!



STYLE: A55



STYLE: A56



STYLE: A57



STYLE: A58



STYLE: A59

**STEP 1: Select an acrylic base to hold your cartridge(s).**

---

**STEP 2: Select a cartridge to hold your calibration artifact.**

---

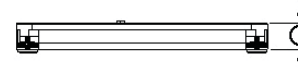
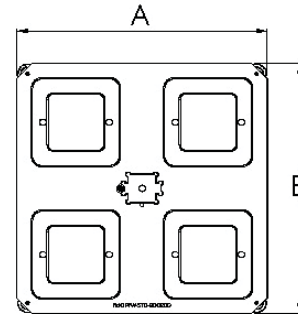
**STEP 3: Protect your artifact(s) with a cartridge cover.**

---

## CALIBRATION INSERTS: Acrylic

### STYLE A60 SIZE: 200200

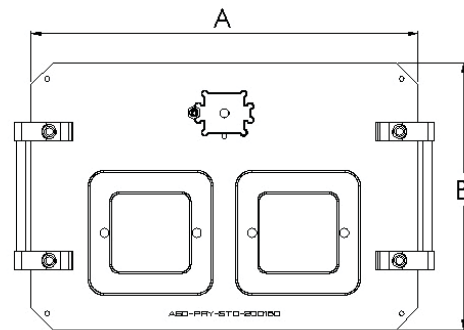
PrymeFix Calibration Insert  
 Holds Calibration Sphere, Reticle, Gage Block,  
 Ring Gage, & Laser Artifacts  
 Holds up to Four (4) Cartridges



Part Number	A	B	C	Price
<b>A60: CALIBRATION INSERTS</b>				
A60-STD-PRY-200200	9.500"	9.500"	1.000"	\$750

### STYLE A60 SIZE: 200150

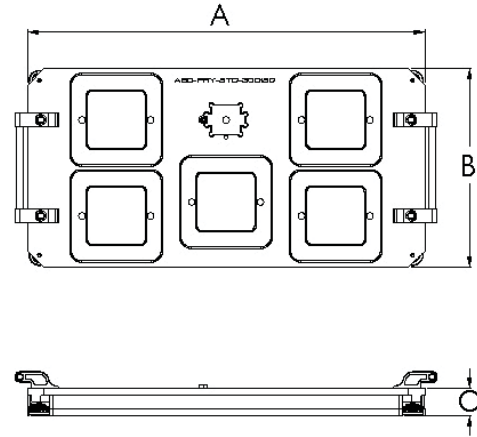
PrymeFix Calibration Insert  
 Holds Calibration Sphere, Reticle, Gage Block,  
 Ring Gage, & Laser Artifacts  
 Holds up to Two (2) Cartridges



Part Number	A	B	C	Price
<b>A60: CALIBRATION INSERTS</b>				
A60-STD-PRY-200150	10.500"	7.250"	1.000"	\$750

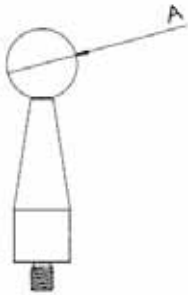
**STYLE A60**  
**SIZE: 300150**

PrymeFix Calibration Insert  
 Holds Calibration Sphere, Reticle, Gage Block,  
 Ring Gage, & Laser Artifacts  
 Holds up to Five (5) Cartridges



Part Number	A	B	C	Price
<b>A60: CALIBRATION INSERTS</b>				
A60-PRY-STD-300150	14.500"	7.250"	1.000"	\$850

## CALIBRATION ARTIFACTS



Getting a calibration insert?

Check out the  
 PrymeFix  
 Calibration Kit  
 on page 28.



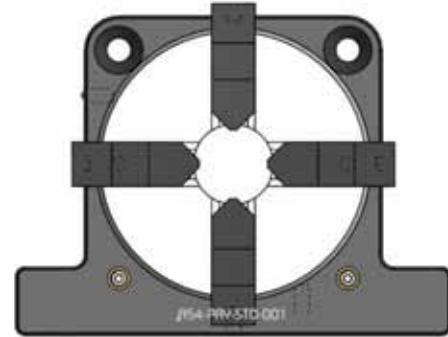
Part Number	A	Price
<b>*A56: CALIBRATION ARTIFACTS</b>		
A56-PRY-STD-005	12mm	\$790
A56-PRY-STD-006	25.4mm	\$675
A56-PRY-STD-009	8mm	\$440

\*All sphere stems are M6 threaded

## CALIBRATION ARTIFACT CARTRIDGES

### STYLE A54 Rotary Chuck

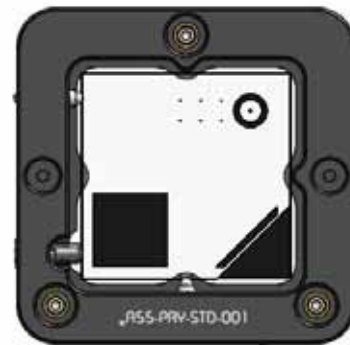
PrymeFix Rotary Chuck Cartridge  
 Holds Rotary Chuck (Included)  
 Magnetically clicks into any PrymeFix Calibration Insert  
 Can be mounted to any PrymeFix Threaded Insert



Part Number	Height	Width	Depth	Price
<b>A54-PRY-STD-001: ROTARY CHUCK CARTRIDGE</b>				
A54-PRY-STD-001	3.64"	4.75"	3.24"	\$375

### STYLE A55 Reticle

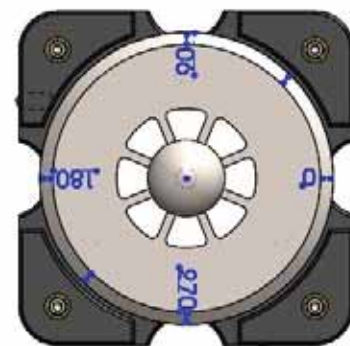
PrymeFix Reticle Cartridge  
 Holds Calibration Reticle  
 (Reticle Sold Separately)



Part Number	Height	Width	Depth	Price
<b>A55-PRY-STD-001: RETICLE CARTRIDGE</b>				
A55-PRY-STD-001	3.25"	3.25"	1.000"	\$225

### STYLE A56 Touch Probe

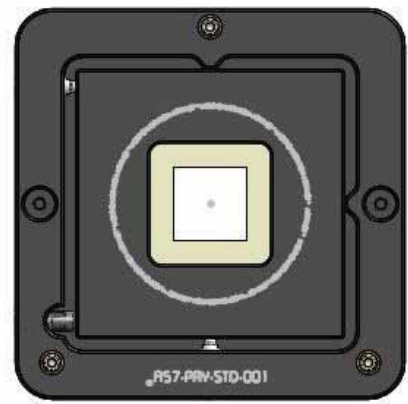
PrymeFix Touch Probe Cartridge  
 Holds PrymeFix Calibrated Sphere  
 (Sphere & Base Sold Separately , Pg 29)



Part Number	Height	Width	Depth	Price
<b>A56-PRY-STD-004: TOUCH PROBE CARTRIDGE</b>				
A56-PRY-STD-004	3.25"	3.25"	0.625"	\$200

## STYLE A57 Laser Artifact

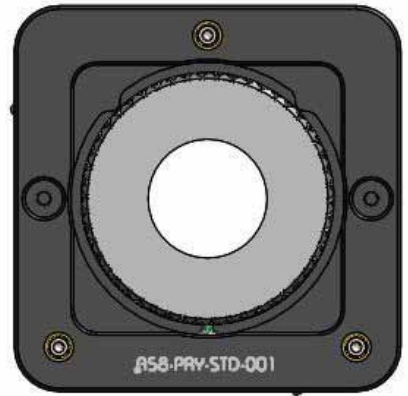
PrymeFix Laser Artifact Cartridge  
 Holds Laser Artifact  
 (Laser Artifact Sold Separately)



Part Number	Height	Width	Depth	Price
<b>A57-PRY-STD-001: LASER ARTIFACT CARTRIDGE</b>				
A57-PRY-STD-001	4.00"	4.00"	1.250"	\$200

## STYLE A58 Ring Gage

PrymeFix Ring Gage Cartridge  
 Holds Ring Gage Artifact  
 (Ring Gage Sold Separately)



Part Number	Height	Width	Depth	Price
<b>A58-PRY-STD-001: RING GAGE CARTRIDGE</b>				
A58-PRY-STD-001	3.25"	3.25"	1.375"	\$200

## STYLE A59 Gage Block

PrymeFix Gage Block Cartridge  
 Holds Gage Block Artifact  
 (Gage Block Sold Separately)



Part Number	Height	Width	Depth	Price
<b>A59-PRY-STD-001: GAGE BLOCK CARTRIDGE</b>				
A59-PRY-STD-001	3.25"	3.25"	1.250"	\$200

## CALIBRATION INSERTS: Cartridge Covers




PrymeFix cartridge covers magnetically mount to your cartridge from both the top and/or the bottom. These covers protect your artifacts when they are not in use.

Highly recommended for the glass reticle and laser artifacts!

### STYLE A55 STANDARD CARTRIDGE COVER


PrymeFix Standard Cartridge Cover  
Magnetically Snaps to Top or Bottom



Part Number	Height	Width	Depth	Price
<b>A55-PRY-STD-002: CARTRIDGE COVER</b>				
A55-PRY-STD-002	3.25"	3.25"	0.25"	\$35

### STYLE A57 LASER CARTRIDGE COVER

PrymeFix Laser Cartridge Cover  
Magnetically Snaps to Top or Bottom

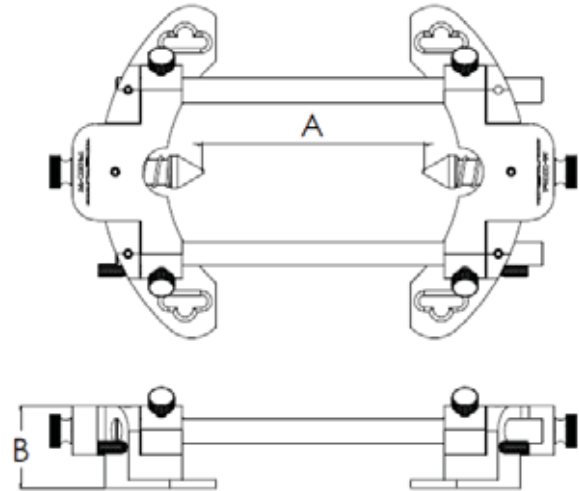


Part Number	Height	Width	Depth	Price
<b>A57-PRY-STD-002: LASER CARTRIDGE COVER</b>				
A57-PRY-STD-002	4.00"	4.00"	0.25"	\$40


# CENTERS INSERT

## STYLE I42

Micro Centers Fixture Assembly  
Adjustable Centers Length (A Dimension)  
Mounts to any PrymeFix IXX Insert

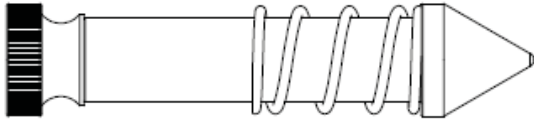


Part Number	A	B	Price
I42: CENTERS INSERT			
I42-PRY-STD-001	0.00" - 3.00"	1.255"	\$850





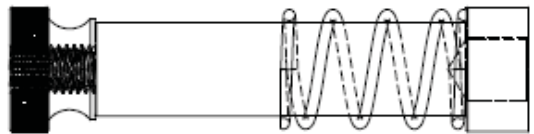
## Anvils



### Standard Conical Anvil

I41-PRY-STD-002

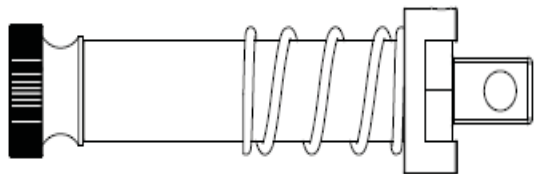
Standard Cone, 2 Included with I42-PRY-STD-001



### Magnetic Flat Face Anvil

I41-PRY-STD-007

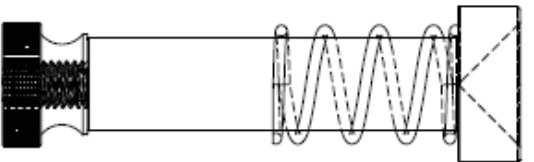
Flat Face w/Magnetic Insert I41-PRY-STD-007



### Square Drive Anvil

I41-PRY-STD-008

1/4" Square Drive



### Inverted Conical Face Anvil


I41-PRY-STD-009

Inverted Conical Face

Part Number	Description	Note	Price
<b>I41: CENTERS ANVILS</b>			
I41-PRY-STD-KIT	Anvil Kit for I41 Centers Insert	Qty 1 of Styles 002, 007, 008 & 009	\$150
I41-PRY-STD-002	Standard Conical Anvil		\$35
I41-PRY-STD-007	Magnetic Flat Face Anvil		\$40
I41-PRY-STD-008	Square Drive Anvil		\$45
I41-PRY-STD-009	Inverted Conical Face Anvil		\$35


## CORNER NESTS

Magnetic Corner Nests create a repeatable positioning system on your measurement device. They mount directly to your measurement system stage. Three (3) fine adjust ball nose set screws allow for exact positioning. Designed to perfectly hold a PrymeFix Insert.




## CORNER INSERTS

Corner Inserts snap into any PrymeFix Corner Nest. Just like the Nest, Corner Inserts are magnetic and snap to any PrymeFix Insert plate. Corner Inserts are designed to allow an object to be visible inside the field of view for vision systems, but can be used as an accessory on any measurement system.



## UNIVERSAL CORNER NESTS

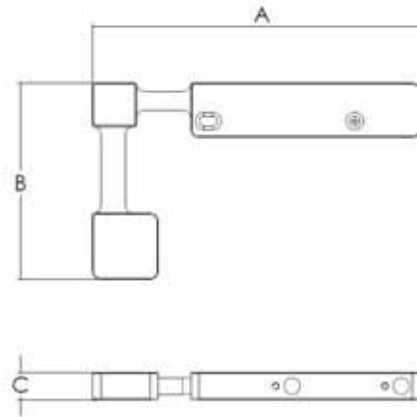
The Universal Corner Nest is an alternative solution to PrymeFix's traditional Corner Nest and Insert Solution. By allowing the Corner Puck to slide along a Guide Rail, this solution allows for custom spacing based on a specific machine stage layout. This results in a virtually unlimited amount of solutions and can be used on nearly any system.



## CORNER NESTS

### STYLE N11 SIZE: 150075

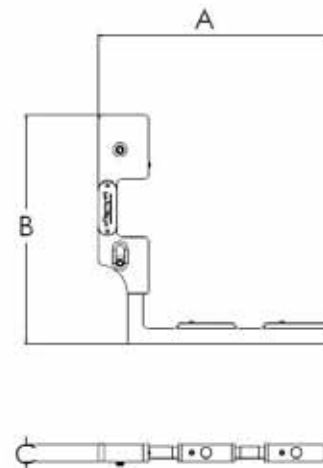
3pt Ball Nose Contact Pts for Rotation Adjustment  
Magnetic Hold  
Mounts Directly to Measurement System



Part Number	A	B	C	Price
<b>N11: CORNER NESTS</b>				
N11-PRY-STD-150075	7.50"	4.50"	0.625"	\$600

### STYLE N11 SIZE: 200200

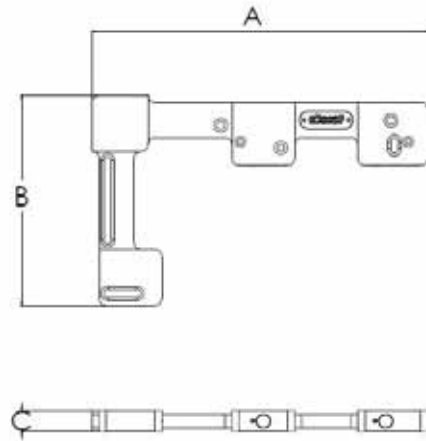
3pt Ball Nose Contact Pts for Rotation Adjustment  
Magnetic Hold  
Mounts Directly to Measurement System



Part Number	A	B	C	Price
<b>N11: CORNER NESTS</b>				
N11-PRY-STD-200200	8.00"	8.00"	0.625"	\$600

**STYLE N11**  
**SIZE: 300150**

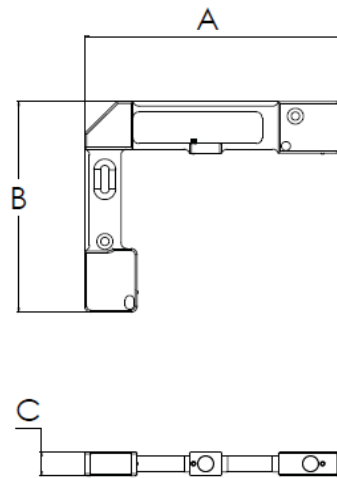
3pt Ball Nose Contact Pts for Rotation Adjustment  
 Magnetic Hold  
 Mounts Directly to Measurement System



Part Number	A	B	C	Price
<b>N11: CORNER NESTS</b>				
N11-PRY-STD-300150	12.00"	7.50"	0.750"	\$600

**STYLE N11**  
**SIZE: 300300**

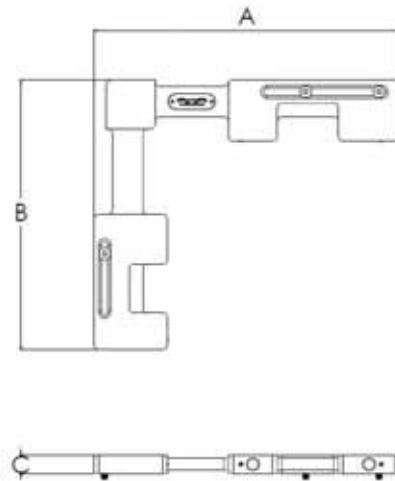
3pt Ball Nose Contact Pts for Rotation Adjustment  
 Magnetic Hold  
 Mounts Directly to Measurement System



Part Number	A	B	C	Price
<b>N11: CORNER NESTS</b>				
N11-PRY-STD-300300	8.00"	6.625"	0.750"	\$600

## STYLE N11 SIZE: 500450

3pt Ball Nose Contact Pts for Rotation Adjustment  
Magnetic Hold  
Mounts Directly to Measurement System

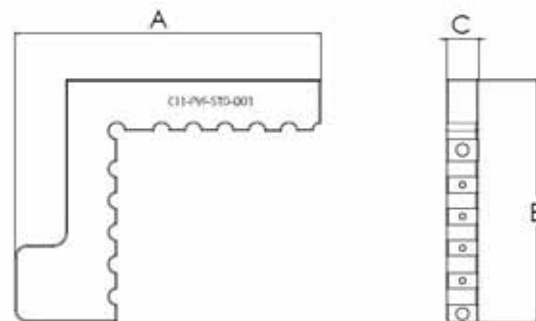


Part Number	A	B	C	Price
<b>N11: CORNER NESTS</b>				
N11-PRY-STD-500450	12.50"	11.00"	0.750"	\$675

## CORNER INSERTS

### STYLE C11 (SMALL)

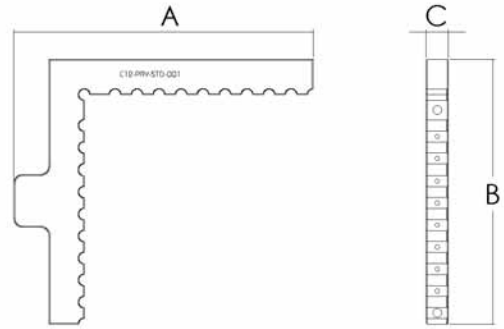
Magnetic Corner Connection  
Plated for Shop Environments  
Fits into all PrymeFix Corner Nests (Style N11)



Part Number	A	B	C	Price
<b>C11: SMALL CORNER INSERT</b>				
C11-PRY-STD-001	6.00"	4.75"	0.625"	\$550

## STYLE C12 (MEDIUM)

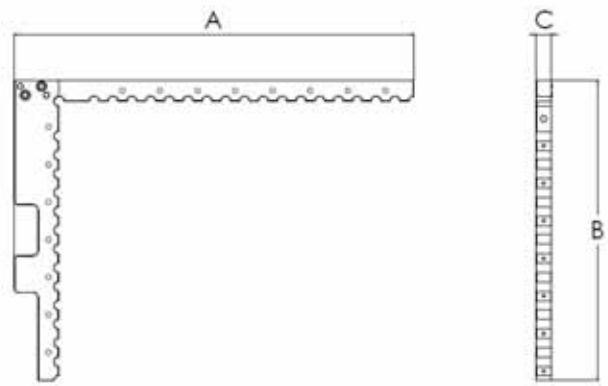
Magnetic Corner Connection  
 Plated for Shop Environments  
 Fits into all PrymeFix Corner Nests (Style N11)



Part Number	A	B	C	Price
<b>C12: MEDIUM CORNER INSERT</b>				
C12-PRY-STD-001	8.50"	7.50"	0.625"	\$650

## STYLE C13 (LARGE)

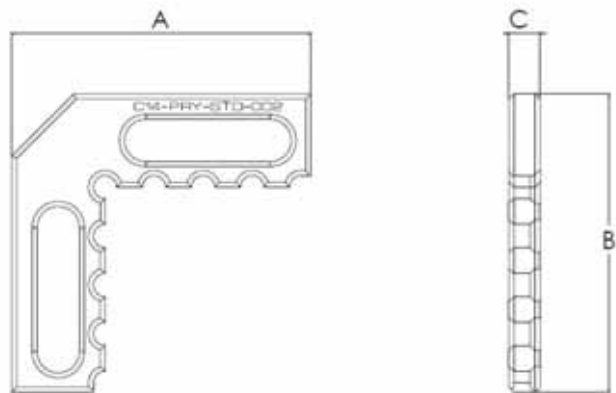
Magnetic Corner Connection  
 Plated for Shop Environments  
 Fits into all PrymeFix Corner Nests (Style N11)



Part Number	A	B	C	Price
<b>C13: LARGE CORNER INSERT</b>				
C13-PRY-STD-001	15.95"	12.00"	0.625"	\$750


## STYLE C14 (MICRO)

Plated for Shop Environments  
 Flexible Design, Fits onto all PrymeFix Inserts  
 Non-Magnetic, Mounts to Surface of any  
 PrymeFix Insert



Part Number	A	B	C	Price
<b>C14: MICRO CORNER INSERT</b>				
C14-PRY-STD-001	1.20"	1.20"	0.125"	\$75

## UNIVERSAL CORNER NEST



### HOW IT WORKS

#### STEP 1:

##### Select The Right Size Magnetic Corner Pucks

The Magnetic Corner Pucks are used to position a PrymeFix Insert, or any other existing fixture, placed on the machine stage. A minimum of 3 Pucks will lock the X&Y-axis position of your fixture, maintaining a repeatable position every time. These Corner Pucks can mount directly to the machine if possible, or can be mounted to a rail using a combination of Universal Corner Adaptors and Guide Rails.



MAGNETIC CORNER

#### STEP 2: (Optional)

##### Select the amount and style of Universal Corner Adaptor

Universal Corner Adaptors are used to connect the Guide Rails. They mount directly to the stage and are available in two styles.




UNIVERSAL CORNER

#### STEP 3: (Optional)

##### Select the length and number of Guide Rails needed

If the Magnetic Corner Pucks are not attached to the machine stage, they can be mounted along a Guide Rail. Guide Rails are available in standard 6, 12, 24, or 36 inch lengths. Custom lengths under 36 inches are also available if requested.

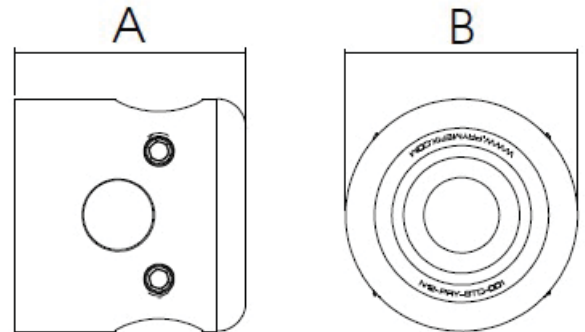


GUIDE RAILS

# MAGNETIC CORNER PUCKS

## STYLE N12 SIZE: MICRO

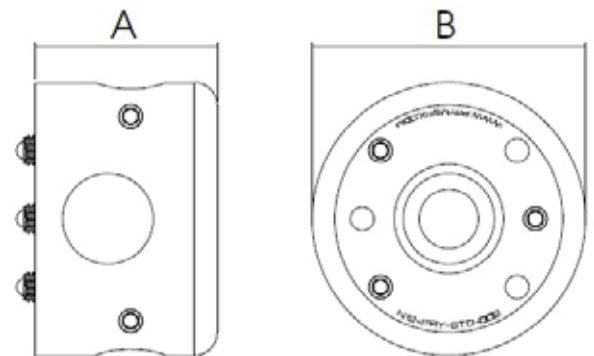
- Magnetic Hold
- Fully Adjustable Along Guide Rails
- Can Mount Directly to Measurement System
- Mounting Kit Included



Part Number	A	B	Included Screw Sizes	Price
<b>N12: CORNER PUCKS</b>				
N12-PRY-STD-001	1.00"	1.00"	M4, M6, M8	\$100

## STYLE N12 SIZE: SMALL

- 3 Ball Nose Leveling Screws
- Magnetic Hold
- Fully Adjustable Along Guide Rails
- Can Mount Directly to Measurement System
- Mounting Kit Included

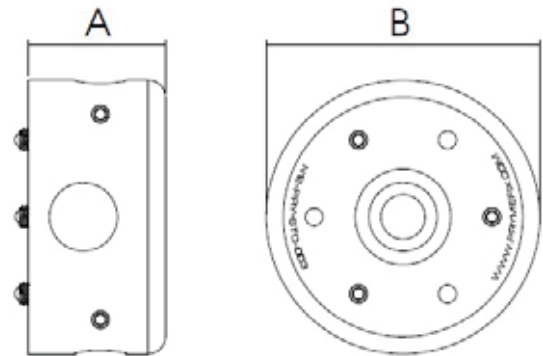


Part Number	A	B	Included Screw Sizes	Price
<b>N12: CORNER PUCKS</b>				
N12-PRY-STD-002	1.00"	1.50"	M4, M6, M8	\$120



## STYLE N12 SIZE: MEDIUM

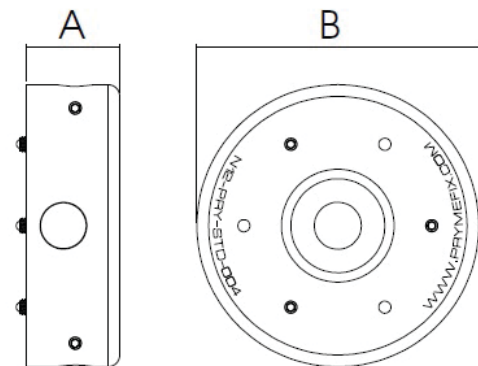
- 3 Ball Nose Leveling Screws
- Magnetic Hold
- Fully Adjustable Along Guide Rails
- Can Mount Directly to Measurement System
- Mounting Kit Included



Part Number	A	B	Included Screw Sizes	Price
<b>N12: CORNER PUCKS</b>				
N12-PRY-STD-003	1.00"	2.00"	M4, M6, M8	\$135

## STYLE N12 SIZE: LARGE

- 3 Ball Nose Leveling Screws
- Magnetic Hold
- Fully Adjustable Along Guide Rails
- Can Mount Directly to Measurement System
- Mounting Kit Included

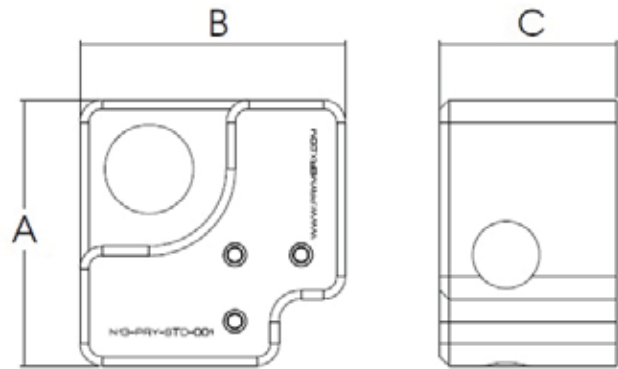


Part Number	A	B	Included Screw Sizes	Price
<b>N12: CORNER PUCKS</b>				
N12-PRY-STD-004	1.00"	3.00"	M8, M10, M12	\$150

# UNIVERSAL CORNER ADAPTOR

## STYLE N13

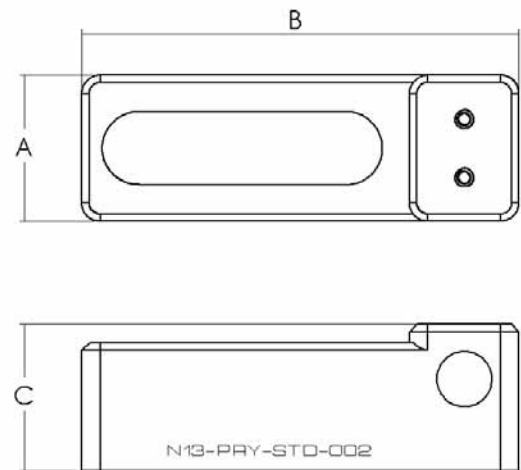
Guide Rail Locking With Set Screws  
 Lightweight Aluminum  
 Mounting Kit Included



Part Number	A	B	C	Included Screw Sizes	Price
<b>N13: CORNER ADAPTOR</b>					
N13-PRY-STD-001	1.5"	1.5"	1"	M4, M6, M8, M10, M12	\$95

## STYLE N13

Guide Rail Locking With Set Screws  
 Adjustable Location  
 Lightweight Aluminum  
 Mounting Kit Included

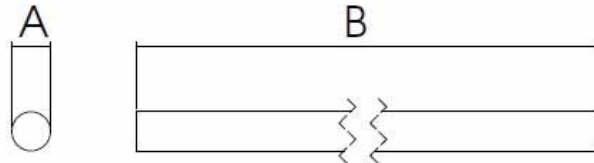


Part Number	A	B	C	Included Screw Sizes	Price
<b>N13: CORNER ADAPTOR</b>					
N13-PRY-STD-002	1"	3"	1"	M4, M6, M8, M10, M12	\$110


## GUIDE RAILS

### STYLE N13

3/8" Diameter  
Stainless Steel  
Custom Length Available



Part Number	A	B	Price
<b>N13: GUIDE RAILS</b>			
N13-375-006	0.375"	6.00"	\$12
N13-375-012	0.375"	12.00"	\$24
N13-375-024	0.375"	24.00"	\$36
N13-375-036	0.375"	36.00"	\$50
N13-375-XXX	0.375"	CUSTOM	\$80



### Having Trouble?

We can help you pick out what you need to fit your machine.

Contact us for a custom quote & some diagrams.



155 Prairie Lake Rd, Suite A & J  
East Dundee, IL 60118  
847.428.7122 x104

# CALIBRATION ARTIFACTS

Calibration artifacts allow users to verify and calibrate their measurement system. Accompany our artifacts with any of our calibration stem bases (A56) to provide a 90° or 45° mounting orientation.

All A56 bases mount kinematically into a Prymefix standard A60 Calibration Insert.



## STYLE A56 CALIBRATION KIT

NIST Traceable Calibration Sphere Kits  
(Sphere Diameter Options: 12mm, 25mm)

Long Form Certificate of Calibration

M6 Threaded Calibration Stem

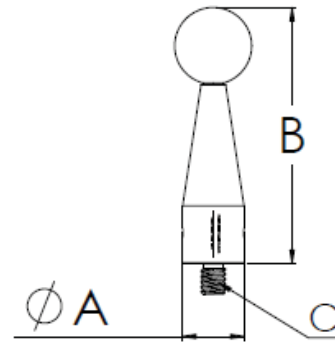
90° & 45° Stem Bases (A56-PRY-STD-001 & -002)

Part Number	Price
<b>A56: CALIBRATION ARTIFACT KITS</b>	
KIT-PRY-A56-001 (w/ Ø12mm Calibration Sphere)	\$950
KIT-PRY-A56-002 (w/ Ø25mm Calibration Sphere)	\$1150
KIT-PRY-A56-003 (Case ONLY)	\$40

## STYLE A56 CALIBRATED SPHERE

Calibrated Sphere (12mm or 25mm)

NIST Traceable Certificate of Calibration



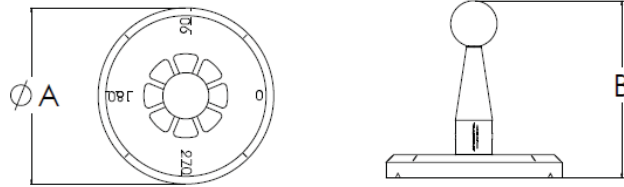
Part Number	A	B	THREAD	Price
<b>A56: CALIBRATION ARTIFACTS</b>				
A56-PRY-STD-005 (12mm Sphere)	2.850"	2.875"	M6	\$790
A56-PRY-STD-006 (25mm Sphere)	2.850"	2.875"	M6	\$675

\*NIST Traceable Certificate Included  
Carrying Case and Stem Base Sold Separately

## STYLE A56 STEM BASE 90

90° Calibration Stem Base

\*Stem and Sphere NOT Included



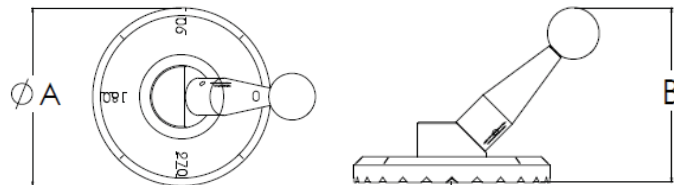
Part Number	A	B	THREAD	Price
<b>A56: CALIBRATION ARTIFACTS</b>				
A56-PRY-STD-001	2.850"	2.875"	M6	\$90

\*Stem and Sphere NOT Included

## STYLE A56 STEM BASE 45

45° Calibration Stem Base

\*Stem and Sphere NOT Included



Part Number	A	B	THREAD	Price
<b>A56: CALIBRATION ARTIFACTS</b>				
A56-PRY-STD-002	2.850"	2.540"	M6	\$140

\*Stem and Sphere NOT Included

# GAGE PIN HOLDERS

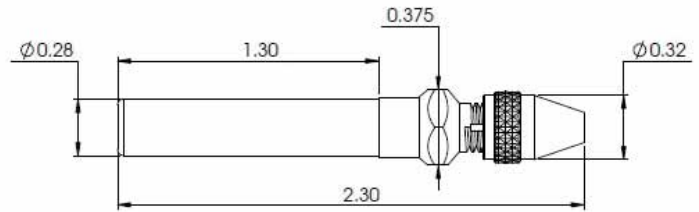


A Reusable Gage Pin Holder That Will Clamp Your Gage Pins. This 2 Piece Design Lets the Collet Spring Back for Reusability. Determine the Correct Size Gage Pin Holder Using the *Pin Holding Range* Chart Below.

Caps and Bodies Sold Separately, be Sure to Include a Cap With Your Order. They are Available in **Green** or **Red**

## STYLE G11

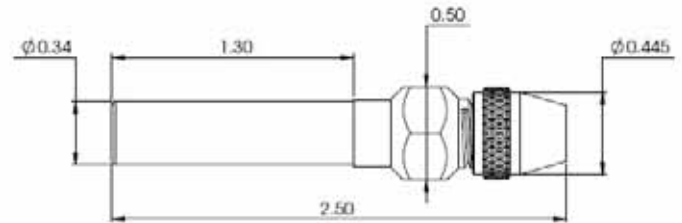
Micro Gage Pin Holder  
2 Piece Aluminum Anodized Design  
Adjustable Pin Holding Range



PART NUMBER	DESCRIPTION	PIN HOLDING RANGE	Price
<b>G11: SMALL GAGE PIN HOLDER</b>			
0100-0500-CAPG	Small Green Anodized CAP	ALL G11	\$4.50
0100-0500-CAPR	Small Red Anodized CAP	ALL G11	\$4.50
G11-PRY-STD-0100	6061 AL Red Anodized Plated - Collet Utilizes Either 0100-0500-CAPG OR 0100-0500-CAPR	0.000"-0.018"	\$14.50
G11-PRY-STD-0200	6061 AL Black Anodized Plated - Collet Utilizes Either 0100-0500-CAPG OR 0100-0500-CAPR	0.019"-0.035"	\$14.50
G11-PRY-STD-0300	6061 AL Silver Anodized Plated - Collet Utilizes Either 0100-0500-CAPG OR 0100-0500-CAPR	0.036"-0.063"	\$14.50
G11-PRY-STD-0400	6061 AL Clear Anodized Plated - Collet Utilizes Either 0100-0500-CAPG OR 0100-0500-CAPR	0.064"-0.094"	\$14.50
G11-PRY-STD-0500	6061 AL Blue Anodized Plated - Collet Utilizes Either 0100-0500-CAPG OR 0100-0500-CAPR	0.095"-0.125"	\$15.60

## STYLE G12

Large Gage Pin Holder  
2 Piece Aluminum Anodized Design  
Adjustable Pin Holding Range



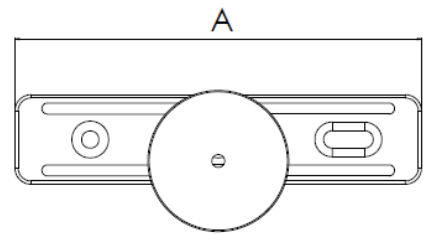
PART NUMBER	DESCRIPTION	PIN HOLDING RANGE	Price
<b>G12: LARGE GAGE PIN HOLDER</b>			
0600-1200-CAPG	Large Green Anodized Plated CAP	ALL G12	\$6.50
0600-1200-CAPR	Large Red Anodized Plated CAP	ALL G12	\$6.50
G12-PRY-STD-0600	6061 AL Red Anodized Plated - Collet Utilizes Either 0600-1200-CAPG OR 0600-1200-CAPR	0.126"-0.142"	\$16.00
G12-PRY-STD-0700	6061 AL Black Anodized Plated - Collet Utilizes Either 0600-1200-CAPG OR 0600-1200-CAPR	0.143"-0.156"	\$16.00
G12-PRY-STD-0800	6061 AL Silver Anodized Plated - Collet Utilizes Either 0600-1200-CAPG OR 0600-1200-CAPR	0.157"-0.172"	\$16.00
G12-PRY-STD-0900	6061 AL Clear Anodized Plated - Collet Utilizes Either 0600-1200-CAPG OR 0600-1200-CAPR	0.173"-0.188"	\$16.00
G12-PRY-STD-1000	6061 AL Gold Anodized Plated - Collet Utilizes Either 0600-1200-CAPG OR 0600-1200-CAPR	0.189"-0.204"	\$16.00
G12-PRY-STD-1100	6061 AL Green Anodized Plated - Collet Utilizes Either 0600-1200-CAPG OR 0600-1200-CAPR	0.205"-0.219"	\$16.00
G12-PRY-STD-1200	6061 AL Blue Anodized Plated - Collet Utilizes Either 0100-0500-CAPG OR 0100-0500-CAPR	0.220"-0.250"	\$16.00

# KINEMATIC DOCK MOUNT



This Kinematic Dock Mount System (KDMS) Provides Flexibility to your CMM Docking Station. Quickly Remove the Docking Station and Repeatably Place it Back on this KDMS. Users will Never Have to Calibrate the Docking Station Location Again.

The K11 Universal Base Provides Several Mounting Positions on your Measurement System Stage. The Slotted Design Provides Dock Station Position Flexibility Along the Direction of the Slot.



## STYLE K11

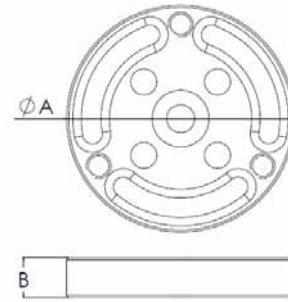
3pt Kinematic Dock Mount System  
 Quick Release Dock Station Solution  
 Repeatably Positioning of Dock Station

Part Number	DESCRIPTION	A	B	Price
<b>K11: KINEMATIC DOCK MOUNT</b>				
K11-PRY-STD-001	KINEMATIC DOCK MOUNT ASSEMBLY	6.250"	0.250"	\$400



## STYLE K11 MAGNETIC MOUNT BASE

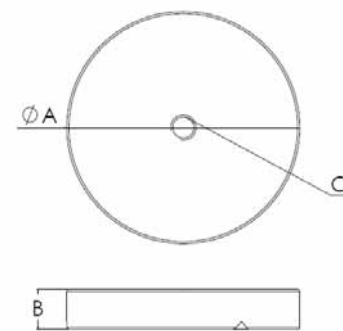
Kinematic Dock Mount Component  
Magnetic, Aluminum Anodized



Part Number	DESCRIPTION	A	B	Price
<b>K11: KINEMATIC DOCK MOUNT</b>				
K11-PRY-STD-002		2.165"	0.375"	\$165

## STYLE K11 DOCK BASE

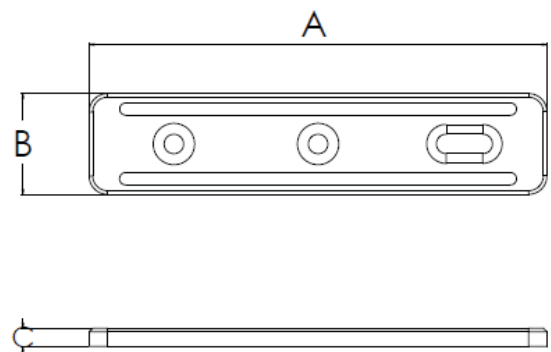
Kinematic Dock Mount Component  
Steel Plated



Part Number	DESCRIPTION	A	B	C	Price
<b>K11: KINEMATIC DOCK MOUNT</b>					
K11-PRY-STD-003		2.165"	0.375"	M6x1.0"	\$150

## STYLE K11 UNIVERSAL BASE

Kinematic Dock Mount Component  
Aluminum Anodized  
Flexible Positioning of Kinematic Mount Base  
Mounts Directly to Measurement System



Part Number	DESCRIPTION	A	B	C	Price
<b>K11: KINEMATIC DOCK MOUNT</b>					
K11-PRY-STD-004		6.250"	1.375"	0.250"	\$125

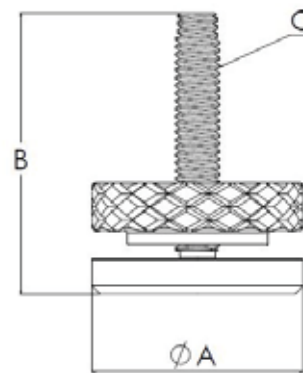
# LEVELING FEET



Leveling Feet Provide Fine Adjustment in the Z-Direction. Minimize Scratching of your Surface with a Thin Counter Bore Feature on the Mating Face of These Feet.

## STYLE F11 Adjustable Leveling Foot

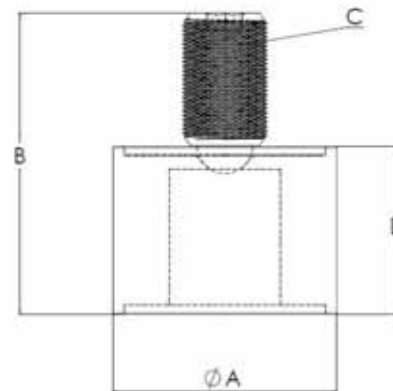
Stainless Steel w/Aluminum Locking Collar



Part Number	A	B	C	Price
<b>F11: LEVELING FOOT</b>				
F11-PRY-STD-001	0.75"	1.00"	M4x0.7" FINE THREAD	\$20 Ea

## STYLE F15 Adjustable Leveling Foot

Stainless Steel w/Aluminum Collar  
Magnetized Cylindrical Body  
Super Fine Thread



Part Number	A	B	C	D	Price
<b>F15: LEVELING FOOT</b>					
F15-PRY-STD-001	0.50"	0.67"	3/16-100" FINE THREADED	0.375"	\$25 Ea

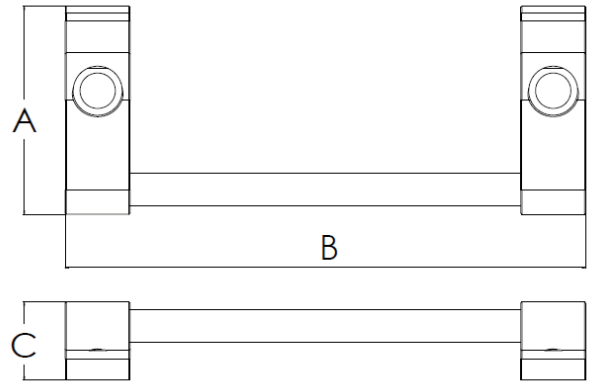
## LOW PROFILE HANDLES



Mount this Handle to any PrymeFix Insert (Acrylic or Aluminum). Their Low Profile Design is Ideal for Vision Systems. The Stainless Steel Bar is Removable for an Ultimate Flexible Design.

### STYLE H11

PrymeFix Low Profile Handle  
Aluminum & Stainless Steel



Part Number	A	B	C	Price
<b>H11: LOW PROFILE HANDLES</b>				
H11-PRY-STD-001	1.60"	4.00"	0.60"	\$35

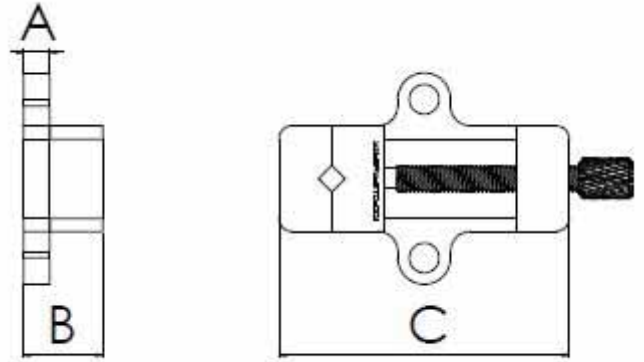
# MICRO VICES



This Miniature Vice is Great for Holding Small Parts. It is Designed to Allow Back Light to Pass Through, Perfect for any Vision System. Mount it to Any PrymeFix Corner Insert for Repeatable Setups.

## STYLE V11

Aluminum Plated Body  
Stainless Steel Fine Threaded Lead Screw

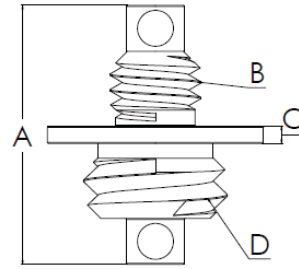


Part Number	A	B	C	Price
<b>V11: MICRO VICES</b>				
V11-PRY-STD-001	0.250"	0.750"	2.750"	\$115

## SET SCREWS & CONVERTERS

### STYLE SO5

M4 to 1/4-20 Converter Screw



Part Number	A	B	C	D	Price
<b>SO5: CONVERTER</b>					
SO5-PRY-STD-001	0.450"	M4x0.7"	0.300"	1/4-20"	\$6.5 Ea

### SET SCREW

Threaded Set Screws



Part Number	Length	Thread	Quantity	Price
<b>SET SCREW</b>				
SS1-PRY-STD-001	0.500"	1/4-20	100	\$25
SS2-PRY-STD-001	8.00mm	M4	50	\$20
SS2-PRY-STD-002	16.00mm	M4	50	\$20

### THUMB SCREW

Standard Thumb Screws



Part Number	Head Dia	Length	Thread	Quantity	Price
<b>THUMB SCREW</b>					
TS1-PRY-STD-001	12.75mm	12.00mm	M4	10	\$15
TS1-PRY-STD-002	7.00mm	10.00mm	M4	10	\$15

# SLIDE ARMS

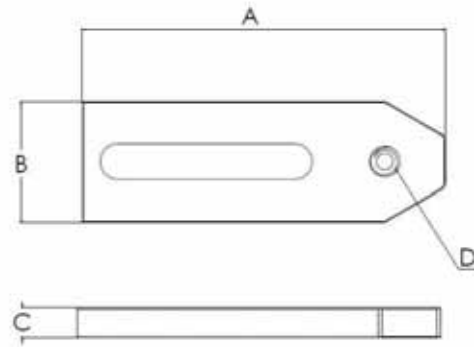


Commonly Used as a Clamp, Mount any Standoff to a Slide Arm to Provide Positioning Adjustment in all Directions.

Mount 2 Slide Arms Perpendicular to Each Other to Create a Make Shift Corner on any PrymeFix Insert.

## STYLE SA1 SIZE: Large

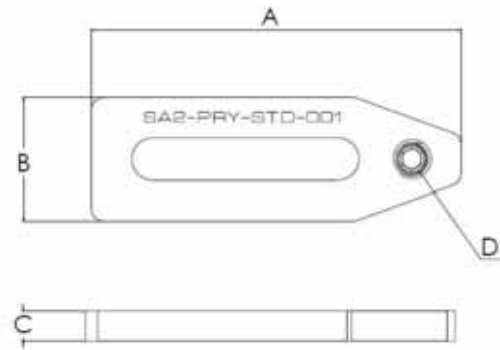
Aluminum Plated w/Stainless Steel Set Screw



Part Number	A	B	C	D	Price
<b>SA1: SLIDING ARM</b>					
SA1-PRY-STD-001	3.00"	1.00"	0.250"	1/4-20"	\$38

## STYLE SA2 SIZE: Small

Aluminum Plated w/Stainless Steel Set Screw



Part Number	A	B	C	D	Price
<b>SA2: SLIDING ARM</b>					
SA2-PRY-STD-001	1.50"	0.50"	0.1875"	M4x0.7"	\$30

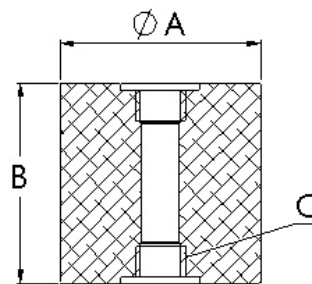
## STAND-OFFS



Stand-Offs Are Available in Many Different Sizes and Styles. They can be used on any Prymefix Insert to Elevate and Locate Parts. With the Right Combination of Standoffs, Nearly Any Part Can be Held.

### STYLE SO1 SIZE: 1/4-20

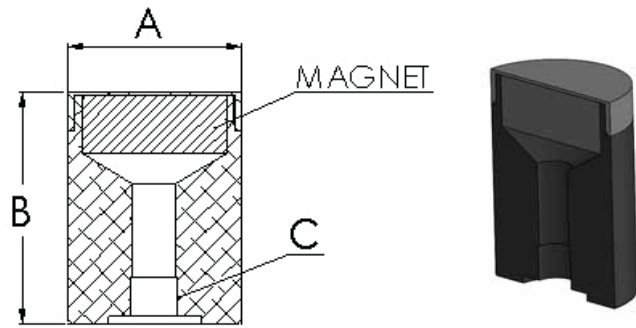
Elevate and Locate Parts  
Stackable with all Standoff Styles



Part Number	A	B	C	MATERIAL	Price
<b>SO1: STAND-OFFS</b>					
SO1-500-500-001	0.50"	0.50"	1/4-20"	ALUMINUM	\$11
SO1-500-1000-001	0.50"	1.00"	1/4-20"	ALUMINUM	\$11
SO1-750-500-001	0.75"	0.50"	1/4-20"	ALUMINUM	\$10
SO1-750-1000-001	0.75"	1.00"	1/4-20"	ALUMINUM	\$10
SO1-1000-1000-001	1.00"	1.00"	1/4-20"	ALUMINUM	\$15
SO1-1000-2000-001	1.00"	2.00"	1/4-20"	ALUMINUM	\$18
SO1-500-500-002	0.50"	0.50"	1/4-20"	ACRYLIC	\$11
SO1-500-1000-002	0.50"	1.00"	1/4-20"	ACRYLIC	\$11
SO1-750-500-002	0.75"	0.50"	1/4-20"	ACRYLIC	\$10
SO1-750-1000-002	0.75"	1.00"	1/4-20"	ACRYLIC	\$10

**STYLE SM1**  
**SIZE: 1/4-20**

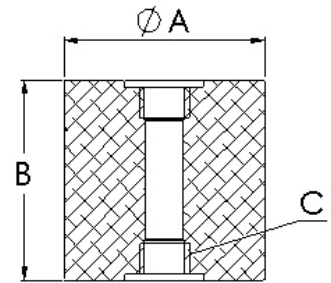
Elevate and Locate Parts  
Stackable with all Standoff Styles  
Magnetic Top Sticks to Steel Parts



Part Number	A	B	C	MATERIAL	Price
<b>SO1: STAND-OFFS</b>					
SM1-500-500-001	0.50"	0.50"	1/4-20"	ALUMINUM	\$28
SM1-500-1000-001	0.50"	1.00"	1/4-20"	ALUMINUM	\$30
SM1-750-500-001	0.75"	0.50"	1/4-20"	ALUMINUM	\$32
SM1-750-1000-001	0.75"	1.00"	1/4-20"	ALUMINUM	\$35

**STYLE SO2**  
**SIZE: M4**

Elevate and Locate Parts  
Stackable with all Standoff Styles



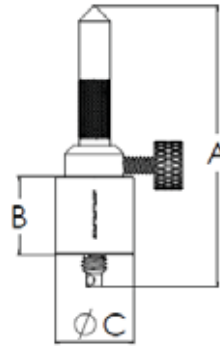
Part Number	A	B	C	MATERIAL	Price
<b>SO2: STAND-OFFS</b>					
SO2-188-375-001	0.188"	0.375"	M4x0.7"	ALUMINUM	\$9
SO2-188-500-001	0.188"	0.500"	M4x0.7"	ALUMINUM	\$9
SO2-250-375-001	0.250"	0.375"	M4x0.7"	ALUMINUM	\$9
SO2-250-500-001	0.250"	0.500"	M4x0.7"	ALUMINUM	\$9
SO2-375-375-001	0.375"	0.375"	M4x0.7"	ALUMINUM	\$10
SO2-375-500-001	0.375"	0.500"	M4x0.7"	ALUMINUM	\$10



## SPECIAL STANDOFFS

### STYLE SC2 ADJUSTABLE CONE STANDOFF

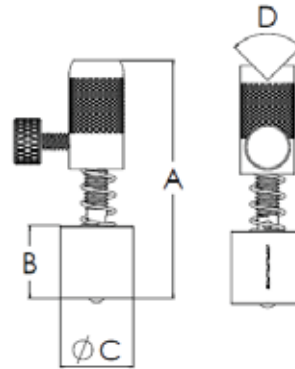
Elevate and Locate Parts  
Stackable with all Standoff Styles  
Fine Adjustable Z-Height (A Dimension)



Part Number	A	B	C	MATERIAL	Price
<b>SC2: STAND-OFFS</b>					
SC2-PRY-STD-001	1.6 - 2.0"	0.500"	0.500"	ALUMINUM	\$25

### STYLE SV2 ADJUSTABLE V-STANDOFF

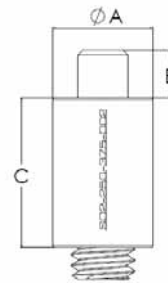
Hold Cylindrical Parts  
Stackable with all Standoff Styles  
Fine Adjustable Z-Height (A Dimension)



Part Number	A	B	C	D	MATERIAL	Price
<b>SV2: STAND-OFFS</b>						
SV2-PRY-STD-001	1.6 - 2.0"	0.500"	0.500	90°	ALUMINUM	\$25

### STYLE -002 PIN STANDOFF

Elevate and Locate Parts Against a Pin  
Stackable with all Standoff Styles



Part Number	A	B	C	MATERIAL	Price
<b>002: STAND-OFFS</b>					
SO2-250-375-002	0.250"	0.120"	0.375"	ALUMINUM	\$12
SO2-375-375-002	0.375"	0.120	0.375"	ALUMINUM	\$15

## STYLE -14 CUSTOM PLUNGER

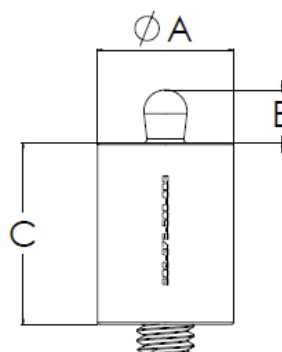
Customized Plunger  
Utilized in PrymeFix Custom Fixture Solutions



Part Number	HT	WIDTH	THICK	MATERIAL	Price
<b>14: PLUNGER</b>					
14-1204-A	0.350"	0.375"	0.110"	ALUMINUM	\$18
14-1204-D	0.350"	0.375"	0.110"	DELRIN	\$13

## STYLE -003 PLUNGER STANDOFF

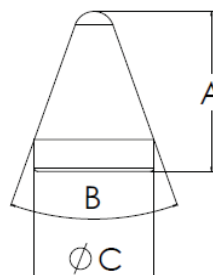
Elevate and Locate Parts  
Plunger Applies Push Force to Parts  
Stackable with all Standoff Styles



Part Number	A	B	C	MATERIAL	Price
<b>003: STAND-OFFS</b>					
SO2-375-500-003	0.375	0.146"	0.500"	ALUMINUM	\$20

## STYLE SP2 CONED STANDOFF

Create Coned Surface on Top of Standoffs  
Non-Marring Material  
Stackable with all Standoff Styles



Part Number	A	B	C	MATERIAL	Price
<b>SP2: STAND-OFFS</b>					
SP2-250-500-001	0.500"	40°	0.375"	DELRIN	\$8

## STYLE SP2 SPHERICAL STANDOFF

Create Spherical Surface on Top of Standoffs  
Stackable with all Standoff Styles

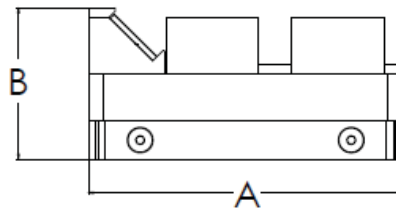
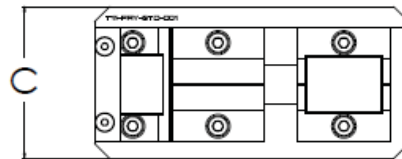


Part Number	A	B	MATERIAL	Price
<b>SP2: STAND-OFFS</b>				
SP2-375-475-001	0.475"	0.217"	ALUMINUM	\$10

## TUBE FIXTURES



This fixture was developed to hold miniature flexible tubing most commonly found in the medical industry. The black matte finish has been developed to reduce reflection from top or ring light when illuminating the part. A 45° first surface mirror allows a camera to take measurements inside the tube. The v-blocks are adjustable to allow the user to get their parts closer to the mirror if necessary or to reduce the gap between the two v-blocks.




## STYLE T11

Matte Black Finish  
Adjustable V-block Positioning  
45 Degree First Surface Mirror

Part Number	A	B	C	Price
<b>T11: TUBE FIXTURES</b>				
T11-PRY-STD-001	4.100"	1.990"	2.000"	\$660

# TOUCH CLAMPS

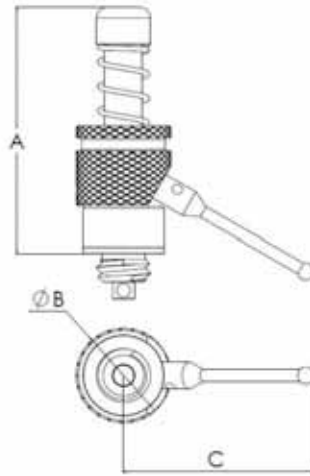


These Touch Clamps are Designed to Hold any M2 Threaded Stylus. Two M2 Threaded Holes Provide Optional Clamping Configurations (Refer to Images 1 & 2).

Choose the Clamping Force Needed to Hold a Wide Range of Parts.

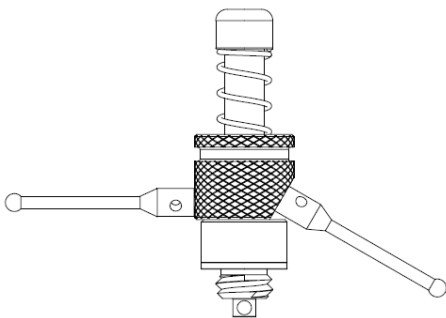
## STYLE TC2

Stainless Steel Components  
 M2 Threaded, Accepts All M2 Styli  
 Mount to any M4 or 1/4-20 Insert  
 (Converter Set Screw Included)

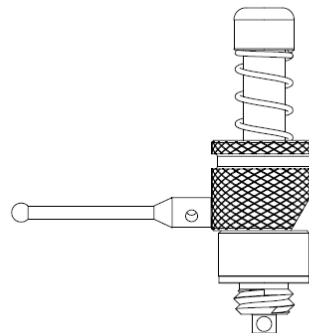


Part Number	A	B	C	SPRING FORCE	Price
<b>TC2: TOUCH CLAMPS</b>					
TC2-PRY-STD-001	1.143"	0.438"	0.885"	LIGHT FORCE	\$49
TC2-PRY-STD-002	1.143"	0.438"	0.885"	MEDIUM FORCE	\$49
TC2-PRY-STD-003	1.143"	0.438"	0.885"	EXTENDED FORCE	\$49

**IMAGE 1: OPTIONAL CONFIGURATION**

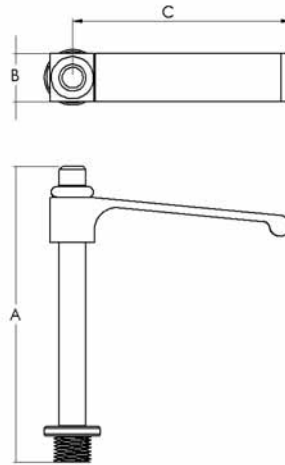


**IMAGE 2: OPTIONAL CONFIGURATION**



## STYLE TC1

Aluminum Anodized Components  
Mount to any 1/4-20 Insert

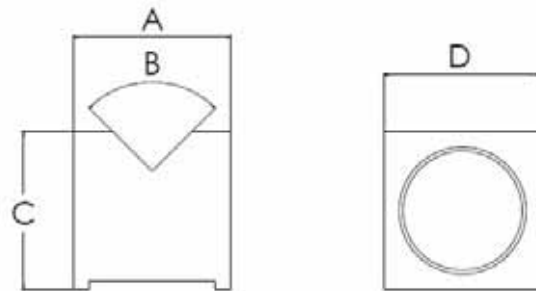


Part Number	A	B	C	SPRING FORCE	Price
<b>TC2: TOUCH CLAMPS</b>					
TC1-PRY-STD-001	2.000"	0.325"	1.471"	Flexible	\$49

## V-BLOCKS



These Stainless Steel V-Blocks Feature a Magnetic V-surface For a Secure Hold of Metal Parts.



## STYLE V41 (MAGNETIC)

Magnetic V-surface  
Stainless Steel (No Rust)

Part Number	A	B	C	D	Price
<b>V41: V-BLOCKS</b>					
V41-PRY-STD-001	1.00"	90°	1.00"	1.00"	\$99

## FIXTURING KITS

Fixture Kits include an assortment of components to create your own custom holding system on any PrymeFix insert.

Kit components mount to any 1/4-20 or M4 threaded inserts with PrymeFix Converter Screws (included).

Available in three (3) sizes for both Multi-Sensor and CMM systems.

All kits contain a locking wrench, M2 Allen wrench, 1/8" hex Allen wrench, and an organizer box.

## FIXTURING KIT COMPONENTS

While not limited to these uses, below is a list of the most common ways that certain components can be utilized.

**Resting Cone:** Perfect for holding parts with a flat surface to rest on.

**Stand-Off:** The most diverse part in any kit! These can be used as a surface to rest a part on, to elevate a part higher off of a fixture, or as part of a 3-point-contact.

**Micro Corner:** Provides a repeatable and straight location to easily place small parts.

**Touch Clamps:** Hold parts in place to ensure there is no movement during measurement.

**Magnetic V-Block:** Perfect for holding round or cylindrical parts. The magnetic connection helps secure the part.





For more details and a complete product listing, check out the PrymeFix website.

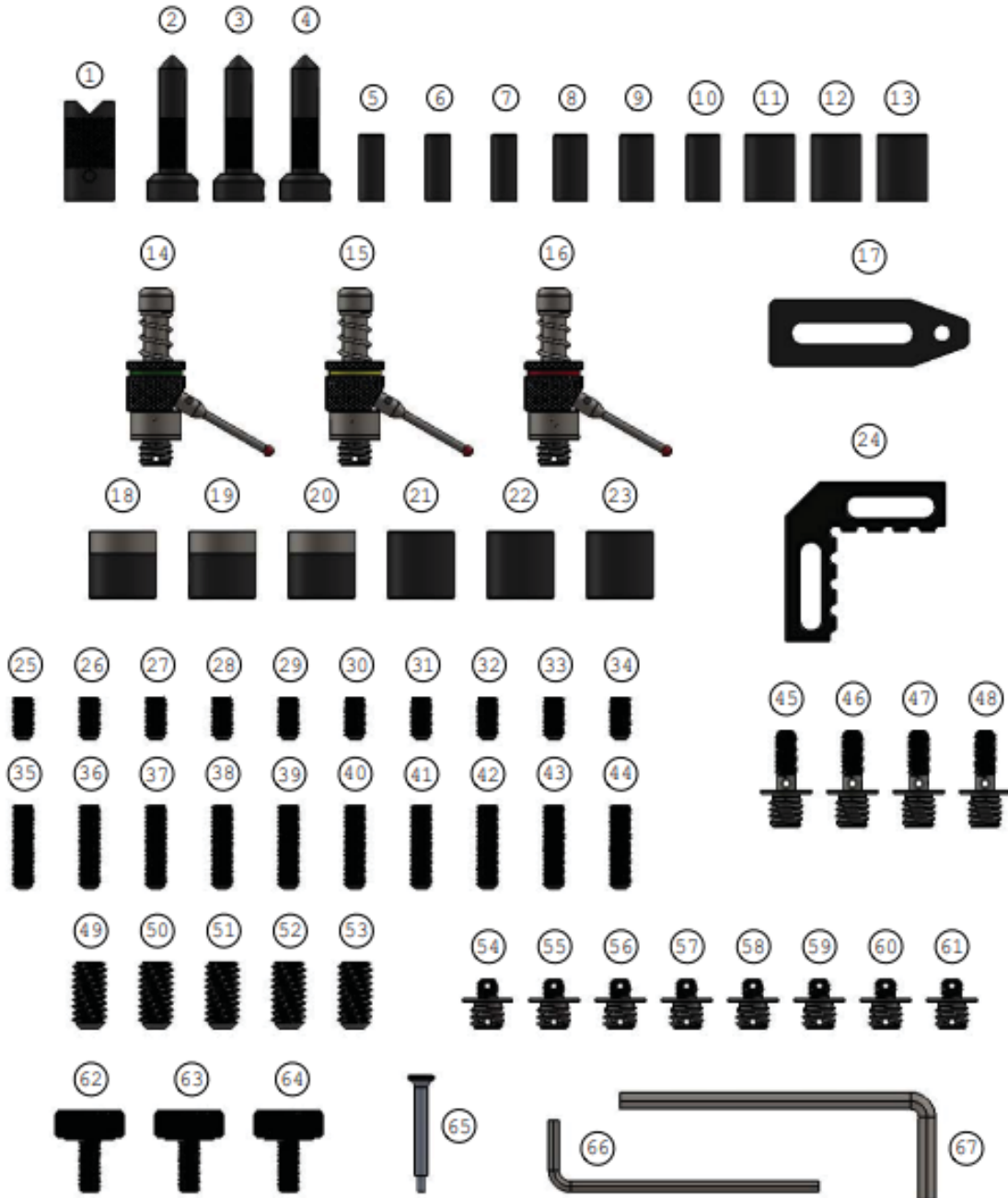
[WWW.PRYMEFIX.COM](http://WWW.PRYMEFIX.COM)

Part Number	DESCRIPTION	Price
<b>FIXTURE KITS</b>		
KIT-PRY-MSS-001	UNIVERSAL FIXTURE COMPONENT KIT (SMALL)	\$685
KIT-PRY-MSS-002	UNIVERSAL FIXTURE COMPONENT KIT (MEDIUM)	\$850
KIT-PRY-MSS-003	UNIVERSAL FIXTURE COMPONENT KIT (LARGE)	\$1650

\$685.00

## SMALL FIXTURE KIT

24 Components, Small Fixture Kit  
93 Pieces (Components + Hardware)  
Micro Components  
1/4-20 & M4 Standoffs w/ Converter Piece





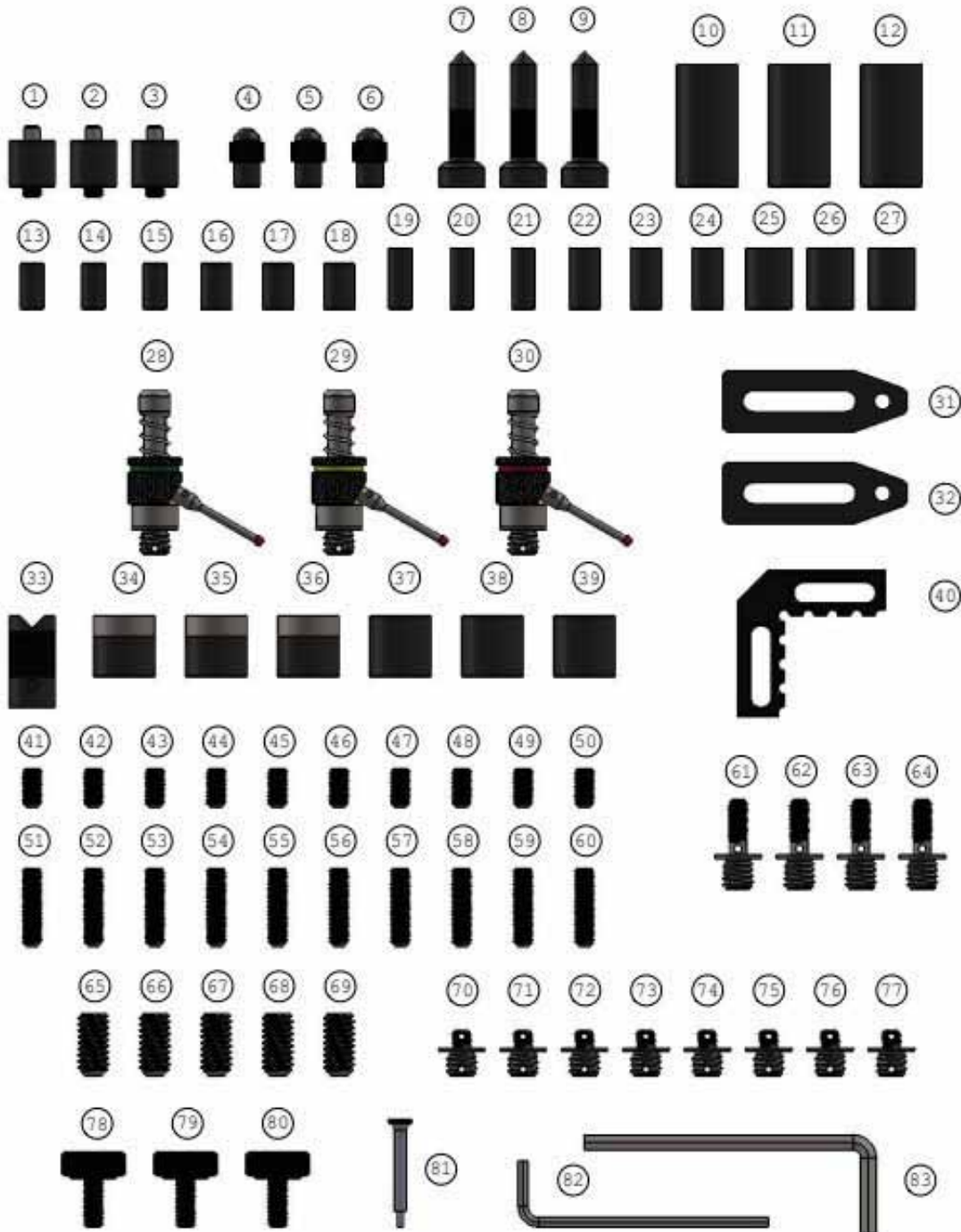
## ITEMS INCLUDED

NUMBER(S)	PART NUMBER	DESCRIPTION	QTY
<b>KIT-PRY-MSS-001: SMALL FIXTURE KIT</b>			
1	SV2-375-1000-001	ADJUSTABLE V BODY	1
2-4	SC2-375-1000-001	ADJUSTABLE CONED RESTING PIN	3
5-7	S02-188-500-001	M4 SO 3/16" OD x 1/2" L	3
8-10	S02-250-500-001	M4 SO 1/4" OD x 1/2" L	3
11-13	S02-375-500-001	M4 SO 3/8" OD x 1/2" L	3
14	TC2-PRY-STD-001	TOUCH CLAMPS (LIGHT)	1
15	TC2-PRY-STD-002	TOUCH CLAMPS (MEDIUM)	1
16	TC2-PRY-STD-003	TOUCH CLAMPS (EXTENDED)	1
17	SA2-PRY-STD-001	MICRO SLIDE ARM	1
18-20	SM1-500-500-001	MAGNETIC STANDOFF 1/2" OD x 1/2" L	3
21-23	S01-500-500-001	1/4-20 SO 1/2" OD x 1/2" L	3
24	C14-PRY-STD-002	MICRO CORNER	1
25-34	92015A113	M4X8MM SET SCREWS	10
35-44	92015A116	M4X16MM SET SCREWS	10
45-48	SC2-375-1000-002	ADJUSTABLE STANDOFF STEM	4
49-53	92311A537	1/4-20 x 1/2" L SET SCREWS	5
54-61	SO5-PRY-STD-001	M4 TO 1/4-20 CONVERTER	8
62-64	96016A117	M4x10MM THUMB SCREW	3
65	389	LOCKING WRENCH	1
66	7289A12	M2 HEX ALLEN WRENCH	1
67	7122A18	1/8" HEX ALLEN WRENCH	1
—	91294A192	M4x12 SCREW	5
—	91828A231	M4 LOCKING NUT	10
—	93475A230	WASHER	10
—	4629T67	ORGANIZER BOX	1

\$850.00

MEDIUM FIXTURE KIT

40 Components, Medium Fixture Kit  
109 Pieces (Components + Hardware)  
Micro Components  
1/4-20 & M4 Standoffs w/ Converter Pieces




## ITEMS INCLUDED

NUMBER(S)	PART NUMBER	DESCRIPTION	QTY
<b>KIT-PRY-MSS-002 : MEDIUM FIXTURE KIT</b>			
1-3	SO2-375-375-002	M4 SO 3/8" OD x 3/8" L w/Pin	3
4-6	SP2-375-475-001	SPHERICAL RESTING PIN	3
7-9	SC2-375-1000-001	ADJUSTABLE CONED RESTING PIN	3
10-12	S01-500-1000-001	1/4-20 SO 1/2" OD x 1" L	3
13-15	S02-188-375-001	M4 SO 3/16" OD x 3/8" L	3
16-18	S02-250-375-001	M4 SO 1/4" OD x 3/8" L	3
19-21	S02-188-500-001	M4 SO 3/16" OD x 1/2" L	3
22-24	S02-250-500-001	M4 SO 1/4" OD x 1/2" L	3
25-27	S02-375-500-001	M4 SO 3/8" OD x 1/2" L	3
28	TC2-PRY-STD-001	TOUCH CLAMPS (LIGHT)	1
29	TC2-PRY-STD-002	TOUCH CLAMPS (MEDIUM)	1
30	TC2-PRY-STD-003	TOUCH CLAMPS (EXTENDED)	1
31-32	SA2-PRY-STD-001	MICRO SLIDE ARM	2
33	SV2-375-1000-001	ADJUSTABLE V BODY	1
34-36	SM1-500-500-001	MAGNETIC STANDOFF 1/2" OD x 1/2" L	3
37-39	S01-500-500-001	1/4-20 SO 1/2" OD x 1/2" L	3
40	C14-PRY-STD-002	MICRO CORNER	1
41-50	92015A113	M4X8MM SET SCREWS	10
51-60	92015A116	M4X16MM SET SCREWS	10
61-64	SC2-375-1000-002	ADJUSTABLE STANDOFF STEM	4
65-69	92311A537	1/4-20 x 1/2"L SET SCREWS	5
70-77	SO5-PRY-STD-001	M4 TO 1/4-20 CONVERTER	8
78-80	96016A117	M4x10MM THUMB SCREW	3
81	389	LOCKING WRENCH	1
82	7289A12	M2 HEX ALLEN WRENCH	1
83	7122A18	1/8" HEX ALLEN WRENCH	1
—	91294A192	M4x12 SCREW	5
—	91828A231	M4 LOCKING NUT	10
—	93475A230	WASHER	10
—	4629T67	ORGANIZER BOX	1

\$1,650.0

## LARGE FIXTURE KIT

85 Components, Large Fixture Kit  
156 Pieces (Components + Hardware)  
Micro Components  
1/4-20 & M4 Standoffs w/ Converter Pieces



## ITEMS INCLUDED

NUMBER(S)	PART NUMBER	DESCRIPTION	QTY
<b>KIT-PRY-MSS-003: LARGE FIXTURE KIT</b>			
1-3	S01-500-1000-001	1/4-20 SO 1/2" OD x 1" L	3
4-6	S02-375-375-002	M4 SO 3/8" OD x 3/8" L w/Pin	3
7-9	S02-250-375-002	M4 STANDOFF 1/4" OD x 3/8 L w/PIN	3
10	SV2-375-1000-001	ADJUSTABLE V BODY	1
11-13	SP2-250-500-001	NON-MARRING CONICAL RESTING PIN	3
14-16	S01-500-500-001	1/4-20 SO 1/2" OD x 1/2" L	3
17-22	S02-188-500-001	M4 SO 3/16" OD x 1/2 L	6
23-28	S02-250-500-001	M4 SO 1/4" OD x 1/2" L	6
29-34	S02-375-500-001	M4 SO 3/8" OD x 1/2" L	6
35-40	S02-188-375-001	M4 SO 3/16" OD x 3/8" L	6
41-46	S02-250-375-001	M4 SO 1/4" OD x 3/8 L	6
47-52	S02-375-375-001	M4 SO 3/8" OD x 3/8" L	6
53-55	SM1-500-1000-001	MAGNETIC STANDOFF 1/2" OD x 1" L	3
56-58	S02-375-500-003	SPRING PIN STANDOFF 3/8" OD X 1/2 L	3
59-61	SP2-375-475-001	SPHERICAL RESTING PIN	3
62-64	SC2-375-1000-001	ADJUSTABLE CONED RESTING PIN	3
65	V41-PRY-STD-001	1" SQ MAGNETIC V-BLOCK	1
66-68	V41-PRY-STD-001	MAGNETIC STANDOFF 1/2" OD x 1/2" L	3
69-71	SM1-750-500-001	MAGNETIC STANDOFF 3/4" OD x 1/2" L	3
72-74	SM1-750-1000-001	MAGNETIC STANDOFF 3/4" OD x 1" L	3
75-76	TC2-PRY-STD-001	TOUCH CLAMPS (LIGHT)	2
77-78	TC2-PRY-STD-002	TOUCH CLAMPS (MEDIUM)	2
79-80	TC2-PRY-STD-003	TOUCH CLAMPS (EXTENDED)	2
81-83	SA2-PRY-STD-001	MICRO SLIDE ARM	3
84	C14-PRY-STD-002	MICRO CORNER	1
85	V11-PRY-STD-013	MICRO VICE	1
86-95	92015A113	M4X8MM SET SCREWS	10
96-105	92015A116	M4X16MM SET SCREWS	10
106-109	SC2-375-1000-002	ADJUSTABLE STANDOFF STEM	4
110-114	92311A537	1/4-20 x 1/2"L SET SCREWS	5
115-124	SO5-PRY-STD-001	M4 TO 1/4-20 CONVERTER	10
125-127	96016A117	M4x10MM THUMB SCREW	3
128	389	LOCKING WRENCH	1
129	7289A12	M2 HEX ALLEN WRENCH	1
130	7122A18	1/8" HEX ALLEN WRENCH	1
—	91294A192	M4x12 SCREW	5
—	91828A231	M4 LOCKING NUT	10
—	93475A230	WASHER	10
—	4629T67	ORGANIZER BOX	1

## PART SPECIFIC

Part specific fixtures can be designed for complex parts or assemblies that regular fixturing kits cannot hold.

Provide PrymeTech with a CAD model and sample part and we can design custom fixturing specific to your part. Our design engineers and machine operators work together to make sure all fixtures hold parts as intended before delivery.

All PrymeTech engineers have experience programming CMMs and Vision Systems and know what is necessary to easily and reliably measure a part. Back lighting, probe clearance, part security, ease of loading and unloading are all considered in our design process.

## GANG UP FIXTURES

Gang-Up Fixturing can be created for holding an entire batch of parts at once. This can be a huge time saver when measuring a large volume of parts and pays for itself in no time with the increase in efficiency.

Hire PrymeTech to write a program for your new Gang-Up Fixture and get a turn-key solution based on your specific needs.

**CONTACT US FOR  
A QUOTE!**


**Follow us on  
Facebook to see  
future projects**





**and examples of our  
Custom Fixturing!**

## CMM & Multi-Sensor FIXTURES

Spring Loaded Rubber Stopper Fixture




Cap Holder Fixture



Clamping Gang-Up Fixture




Spring Loaded Plunger Rod Fixture







Spring Clamp Gang-Up Fixture




Custom Sleeve Gang-Up Fixture



## Two-View Acrylic Base Fixture



## Gang-Up Clamping Fixture



Custom Spring Plunger Fixture With Part Outline





## Zeiss O-Inspect Line




## Zeiss CMM Line



## Zeiss 3D Scanners and T-Scan



## Zeiss SF&G



### Contour and Surface Measuring Machines

Measuring machines for roughness and contour measurements



### Mobile Surface Measuring

Portable and multi-sensor

We have partnered with Zeiss, and are now certified distributors of their high accuracy metrology equipment! Contact our sales department to receive a quote for any Zeiss equipment. We can help you decide which equipment would best suit your needs and can even demonstrate its capabilities tailored to your parts.



### Type A530: 3D Printing System

- Various printing materials (ABS, ASA, PLA, Support, & more...)
- 12.2" x 12.2" x 12.2" Build Size
- Dual Nozzle (0.4mm)
- Heated Build Plate
- Heated & Insulated Chamber (70deg C)
- Accuracy (+/-0.2mm)
- Auto Material Feed
- Auto Bed Leveling
- One Year Warranty



### 7XC: 3D Printing System

- Various printing materials (ABS, ASA, PLA, Rizium, Support, & more...)
- 14.5" x 15.3" x 17.7" Build Size
- Dual Nozzle (0.4mm)
- Heated Build Plate
- Heated & Insulated Chamber
- Auto Material Feed
- Auto Bed Leveling
- One Year Warranty



### SINDOH 2XC: 3D Printing System

- Medical grade printing materials, black & white.
- 9" x 8" x 12" Build Size
- Dual Nozzle (0.4mm)
- Auto Filament Loading
- Auto Leveling
- Heated Build Plate
- Remote Monitoring via Built in Camera
- Includes 1x Spool of Rizium Carbon
- Includes 1x Spool of Rizium Support
- One Year Warranty

## 3D Printer Consumables



Part Number	Color	Compatibility	Quantity	Price
<b>RIZE INK</b>				
B101369	Cyan	xRize	1	\$215.00
B101370	Magenta	xRize	1	\$215.00
B101371	Yellow	xRize	1	\$215.00
B101372	Black	xRize	1	\$215.00
B100801	Release One	xRize	1	\$215.00
B100802	Marking Ink	Rize One	1	\$215.00



Part Number	Description	Compatibility	Quantity	Price
<b>RIZE CONSUMABLE</b>				
B100785	Removable Build Plate	xRize	1	\$320.00



Part Number	Description	Compatibility	Quantity	Price
<b>RIZE CONSUMABLE</b>				
B100816	Extruder Wiper Brush	xRize	1	\$40.00



## FILAMENT

Best-in-class Industrial Z-strength  
 Certified for Health and Safety  
 Resistant to most Chemicals  
 Minimal Moisture Absorption

Part Number	Color/Description	Compatibility	Quantity	Price
<b>RIZE FILAMENT</b>				
B101438	White, Glass Filled	xRize & Rize One	1	\$175.00
B101503	White, Glass Filled	2xc & Rize 7xc	1	\$99.00
B101305	Black, Carbon	xRize & Rize One	1	\$175.00
B101502	Black, Carbon	2xc & Rize 7xc	1	\$99.00
B101326	White, Rizium ST	xRize	1	\$150.00
B101047	Black, Rizium One	xRize	1	\$150.00
B100811	White, Rizium One	xRize	1	\$215.00



Part Number	Description	Compatibility	Quantity	Price
<b>RIZE CONSUMABLE</b>				
B100828	Ink Waste Tray	xRize	1	\$110.00






## UNIVERSAL ROBOTS

Certified System Integrator

### UR Collaborative Robots



# ROBOT SALES

The Universal Robots family of collaborative robots offers four different payload options – 3, 5, 10 and 16 kg. – enabling a wide variety of applications. And with six degrees of freedom, incredible flexibility, and easy integration into existing production environments, our collaborative robots are built to do more.

	UR3e	UR5e	UR10e	UR16e
Reach	500 mm / 19.7 ins	850 mm / 33.5 ins	1300 mm / 51.2 ins	900 mm / 35.4 ins
Payload	3 kg / 6.6lbs	5 kg / 11 lbs	10 kg / 22 lbs	16 kg / 35.3 lbs
Footprint	Ø 128 mm	Ø 149 mm	Ø 190 mm	Ø 190 mm
Weight	11.2 kg / 24.7 lbs	20.6 kg / 45.4 lbs	33.5 kg / 73.9 lbs	33.1 kg / 73 lbs



## ROBOT INTEGRATION

PrymeTech has partnered with industry leading robot technology companies to provide our customers with robotic automated solutions. Our engineering team can provide full integration services along with a robot arm.

Contact us for a demonstration or quote...



155 Prairie Lake Rd, Suite A & J  
East Dundee, IL 60118  
www.PrymeTech.com  
www.PrymeFix.com  
847.428.7122

## 3D SCANNING KITS

This PrymeFix 3D Scanning Kit has been developed by PrymeTech Application Engineers to provide customers with all the necessary tools to effectively scan large or small objects. The kit contains everything a user may need to ensure accurate and repeatable scanning scenarios.

## 3D SCANNING COMPONENTS

PrymeFix 3D Scanning Components are unique scanning objects and tools that have been developed by PrymeTech Applications Engineers. These unique tools help users create efficient and repeatable scanning setups to help reduce scanning time. These components also help provide easy to use setup scenarios so that operators can easily bring parts up to the setup and scan parts without much interaction with reference markers.



## STYLE 3D4 3D SCANNING STARTER KIT

This Kit Contains Everything you Need to Start 3D Scanning your Parts (Large or Small)



Part Number	Price
<b>3D4: 3D SCANNING STARTER KIT</b>	
3D4-GOM-HWK-000	\$3,500



## ITEMS INCLUDED

PART NUMBER	DESCRIPTION	QUANTITY
3D1-GOM-HWK-001	Pyramidal Target Block	8
3D1-GOM-HWK-002	Hexagonal Target Block	9
3D1-GOM-HWK-003	Tweezer Target Clamp	1
3D1-GOM-HWK-004	Targeted Angle Bar	6
3D2-GOM-HWK-002	T- Hawk Scanner Holster	1
3D3-GOM-HWK-001	8" Rotary Table	1
3D5-3SS-MRK-03960	3mm Target	960 per box
3D5-3SS-MRK-06960	6mm Target	960 per box
—	Carrying Case	1

# 3D SCANNER

## STYLE 3D3 8" ROTARY TABLE

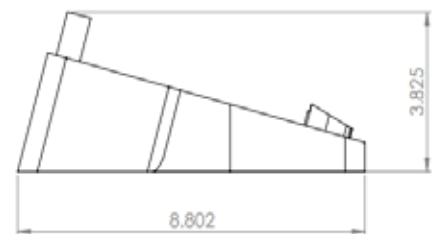
Manually Rotate your Part While you Scan  
8" OD Rotary Table Top  
360 Degree Smooth Bearing Rotation



PART NUMBER	PRICE
<b>3D3: ROTARY TABLES</b>	
3D3-GOM-HWK-001	\$275

## STYLE 3D2 T-HAWK SCANNER HOLSTER

Protects your T-Hawk Scanner from Falling  
Provides a Primary Holding Location  
Durable 3D Printed Plastic



PART NUMBER	PRICE
<b>3D2: T-HAWK SCANNER HOLSTER</b>	
3D2-GOM-HWK-002	\$720

## STYLE AESUB 3D SCANNING SPRAY

NO-Mess Formula, Spray and Dissolves Over Time  
Designed for Accuracy  
Even Surface Scanning  
2 Hour, 6 Hour, and Semi Permanent Options



### DISSOLVE TIME: 2 HRS

QTY	400ml	PART #	1000ml	PART #
1	\$25.50	AESUB-AB2-4001x	\$28	AESUB-AB2-10001x
6	\$158	AESUB-AB2-4006x	\$156	AESUB-AB2-10006x
12	\$294	AESUB-AB2-40012x	—	—

### DISSOLVE TIME: 6 HRS

QTY	400ml	PART #	1000ml	PART #
1	\$32.50	AESUB-AB6-4001x	\$99	AESUB-AB6-10001x
6	\$195	AESUB-AB6-4006x	\$535	AESUB-AB6-10006x
12	\$366	AESUB-AB6-40012x	—	—

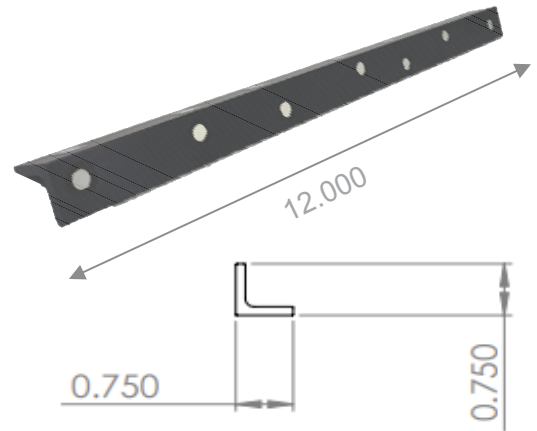
### DISSOLVE TIME: SEMI PERMANENT

QTY	400ml	PART #	1000ml	PART #
1	\$12.50	AESUB-ABP-4001x	\$35	AESUB-ABP-10001x
6	\$75	AESUB-ABP-4006x	\$189	AESUB-ABP-10006x
12	\$138	AESUB-ABP-40012x	—	—

# POSITIONAL TARGETS

## STYLE 3D1 12" TARGETED ANGLE BAR

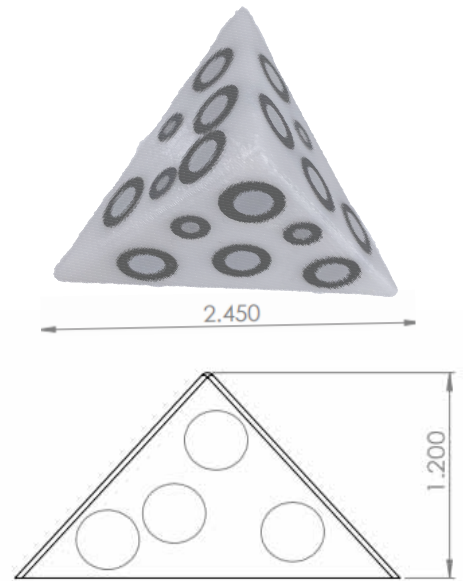
Assists with 3D Scanning Larger Objects  
 3D Scanning Target Object  
 Durable Black Anodized Aluminum Bar  
 Includes Retro-reflective Markers



PART NUMBER	PRICE
<b>3D1: TARGETED ANGLE BAR</b>	
3D1-GOM-HWK-004	\$26

## STYLE 3D1 PYRAMIDAL TARGET BLOCK

3D Scanning Target Object  
 Utilized to Assist with 3D Scanning Large Objects  
 Durable Plastic Printed Component  
 Includes Retro-reflective Markers

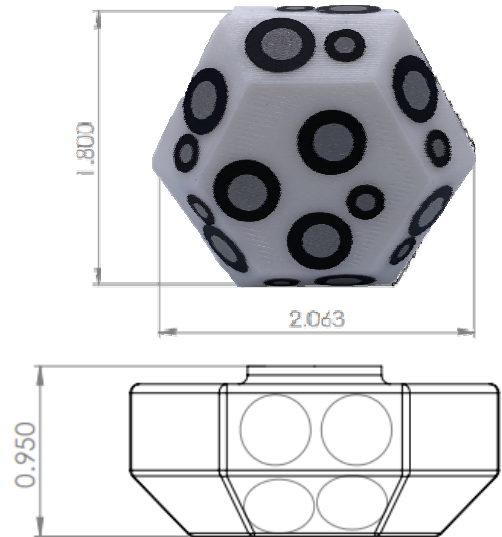


PART NUMBER	PRICE
<b>3D1: PYRAMIDAL TARGET BLOCK</b>	
3D1-GOM-HWK-004	\$26



## STYLE 3D1 HEXAGONAL TARGET BLOCK

3D Scanning Target Object  
Utilized to Assist with 3D Scanning Large Objects  
Durable Plastic Printed Component  
Includes Retro-reflective Markers



PART NUMBER	PRICE
3D1: HEXAGONAL TARGET BLOCK	
3D1-GOM-HWK-002	\$125

## STYLE 3D1 TWEEZER TARGET CLAMP

3D Scanning Target Object  
Utilized to Assist with 3D Scanning Smaller Objects  
Durable Plastic Printed Component  
Includes Retro-reflective Markers



\*Tweezer Not Included

PART NUMBER	PRICE
3D1: TWEEZER TARGET CLAMP	
3D1-GOM-HWK-003	\$225

# REFERENCE MARKERS

## STYLE 3D5 RETRO-REFLECTIVE REFERENCE MARKERS

- High Precision Cut & Quality
- Highly Reflective – Also from Low Angles
- Ideal Removability
- Round on Sheet
- Developed by Print and Scanning Experts
- Utilized for 3D Scanners, Optical Metrology & Photogrammetry




3D5: RETRO-REFLECTIVE REFERENCE MARKERS		
QTY	960 per box	4000 per box
3 mm	3D5-3SS-MRK-03960	3D5-3SS-MRK-06960
6 mm	3D5-3SS-MRK-034000	3D5-3SS-MRK-064000
PRICE	\$35	\$115

## STYLE 3D6 PREMIUM (UNCODED) REFERENCE MARKERS

- High Precision Cut & Quality (Black Dots on White Background)
- Standard & Strong Removability Options
- Round on Sheet
- Developed by Print and Scanning Experts
- Utilized for 3D Scanners, Optical Metrology & Photogrammetry Systems



3D6: PREMIUM REFERENCE MARKERS		
	STANDARD	STRONG
0.2 mm	3D6-3SS-MRK-0024000a	3D6-3SS-MRK-0024000b
0.4 mm	3D6-3SS-MRK-0044000a	3D6-3SS-MRK-0044000b
0.8 mm	3D6-3SS-MRK-0084000a	3D6-3SS-MRK-0084000b
1 mm	3D6-3SS-MRK-0104000a	3D6-3SS-MRK-0104000b
1.5 mm	3D6-3SS-MRK-0153000a	3D6-3SS-MRK-0153000b
2 mm	3D6-3SS-MRK-0203000a	3D6-3SS-MRK-0203000b
8 mm	3D6-3SS-MRK-0801200a	3D6-3SS-MRK-0801200b
PRICE	\$107	



155 Prairie Lake Rd, Suite A & J  
East Dundee, IL 60118  
[www.PrymeTech.com](http://www.PrymeTech.com)  
[www.PrymeFix.com](http://www.PrymeFix.com)  
847.428.7122



## COMPANY BACKGROUND

Richard Domaleczny is President of PrymeTech Precision Machining, a leading manufacturer of CNC machined components and sophisticated metrology fixturing solutions. He started PrymeTech in 2006 partnering with his brother Peter Domaleczny. In 2010 PrymeTech branded their own metrology fixturing line, PrymeFix. Before starting PrymeTech, Domaleczny distributed and serviced metrology equipment. During this period he provided turn key solutions that supported various brands of CMM and Vision System machines. Domaleczny holds a dual bachelor's degree in physics and engineering from the University of Illinois- Urbana Champaign & Illinois Wesleyan University.

Peter Domaleczny is the Co-President of PrymeTech Precision Machining. Pete and his brother Rich founded the company in 2006, with the goal of using their experience, along with the use of advanced technology, to bring modern and updated solutions to the industry. PrymeTech has become one of the leading manufacturers of CNC machined components and metrology fixturing solutions, with several customers on the Fortune 500 list both locally and throughout the United States. Peter received his Bachelor of Science in Computer Science at Illinois State University, and started his career at Union Bank of Switzerland as a Systems Analyst. Prior to his business entrepreneurship, Peter entered the Metrology market as an Applications Engineer. Now, as Co-Owner and Co-President of PrymeTech, Peter's focuses are on Plant Management.

## INSERTS 4

- Acrylic Inserts .....5
- Aluminum Inserts .....8
- Calibration Inserts .....10
  - Acrylic Bases .....11
  - Cartridges .....13
  - Cartridge Covers .....15
- Centers Inserts .....16
- Anvils .....17

## CORNERS 18

- Corner Nests ..... 19
- Corner Inserts .....21
- Universal Corner Nests .....23
  - Magnetic Corner Pucks .....24
  - Universal Corner Adaptors .....25
  - Guide Rails .....27

## FIXTURE ACCESSORIES 28

- Calibration Artifacts ..... 28
- Gage Pin Holders ..... 30
- Kinematic Dock Mount ..... 32
- Leveling Feet ..... 34
- Low Profile Handles ..... 35
- Micro Vices ..... 36
- Set Screws & Converters ..... 37
- Slide Arms ..... 38
- Stand Offs ..... 39
- Special Stand Offs ..... 41
- Tube Fixture ..... 43
- Touch Clamps ..... 44
- V-Blocks ..... 45

## FIXTURE KITS 46

## CUSTOM FIXTURES 54

## EQUIPMENT SALES 60

## 3D SCANNER CONSUMABLES 68

<b>Part Number</b>	<b>Description</b>	<b>Page</b>
AESUB-AB6-10001x	1 1000ml 6 hr 3D Scanning Spray	71
AESUB-AB6-10006x	6 1000ml 6 hr 3D Scanning Spray	71
3D1-GOM-HWK-002	Hexagonal Target Block	73
3D1-GOM-HWK-003	Tweezer Target Clamp	73
3D1-GOM-HWK-004	12" Targeted Angle Bar	72
3D1-GOM-HWK-004	Pyramidal Target Block	72
3D2-GOM-HWK-002	Scanner Holster	70
3D3-GOM-HWK-001	8" Rotary Table	70
3D4-GOM-HWK-000	3D Scanning Starter Kit	69
3D5-3SS-MRK-03960	Retro-Reflective Reference Markers (3mm, 960)	74
3D5-3SS-MRK-034000	Retro-Reflective Reference Markers (6mm, 960)	74
3D5-3SS-MRK-06960	Retro-Reflective Reference Markers (3mm, 4000)	74
3D5-3SS-MRK-064000	Retro-Reflective Reference Markers (6mm, 4000)	74
3D6-3SS-MRK-0024000a	Standard Premium Reference Markers (0.2 mm)	74
3D6-3SS-MRK-0044000a	Standard Premium Reference Markers (0.4 mm)	74
3D6-3SS-MRK-0084000a	Standard Premium Reference Markers (0.8mm)	74
3D6-3SS-MRK-0104000a	Standard Premium Reference Markers (1 mm)	74
3D6-3SS-MRK-0153000a	Standard Premium Reference Markers (1.5 mm)	74
3D6-3SS-MRK-0203000a	Standard Premium Reference Markers (2 mm)	74
3D6-3SS-MRK-0801200a	Standard Premium Reference Markers (8 mm)	74
3D6-3SS-MRK-0024000b	Strong Premium Reference Markers (0.2 mm)	74
3D6-3SS-MRK-0044000b	Strong Premium Reference Markers (0.4 mm)	74
3D6-3SS-MRK-0084000b	Strong Premium Reference Markers (0.8mm)	74
3D6-3SS-MRK-0104000b	Strong Premium Reference Markers (1 mm)	74
3D6-3SS-MRK-0153000b	Strong Premium Reference Markers (1.5 mm)	74
3D6-3SS-MRK-0203000b	Strong Premium Reference Markers (2 mm)	74
3D6-3SS-MRK-0801200b	Strong Premium Reference Markers (8 mm)	74
A54-PRY-STD-001	Rotary Chuck Cartridge	13
A55-PRY-STD-001	Recticle Cartridge	13
A55-PRY-STD-002	Standard Cartridge Cover	15
A56-PRY-STD-001	90° Calibration Stem Base	29

Part Number	Description	Page
A56-PRY-STD-002	45° Calibration Stem Base	29
A56-PRY-STD-003	Calibration Kit	28
A56-PRY-STD-004	Touch Probe Cartridge	13
A56-PRY-STD-005	Ø12mm Calibration Sphere	29
A56-PRY-STD-006	Ø25mm Calibration Sphere	29
A57-PRY-STD-001	Laser Artifact Cartridge	14
A57-PRY-STD-002	Laser Cartridge Cover	15
A58-PRY-STD-001	Ring Gage Cartridge	14
A59-PRY-STD-001	Gage Block Cartridge	14
A60-PRY-STD-200150	PrymeFix Calibration Insert	11
A60-PRY-STD-200200	PrymeFix Calibration Insert	11
A60-PRY-STD-300150	Acrylic Calibration Insert	11
A60-PRY-STD-300150	PrymeFix Calibration Insert	12
AESUB-AB2-10001x	1 1000ml 2 hr 3D Scanning Spray	71
AESUB-AB2-10006x	6 1000ml 2 hr 3D Scanning Spray	71
AESUB-AB2-40012x	12 400ml 2 hr 3D Scanning Spray	71
AESUB-AB2-4001x	1 400ml 2 hr 3D Scanning Spray	71
AESUB-AB2-4006x	6 400ml 2 hr 3D Scanning Spray	71
AESUB-AB6-40012x	12 400ml 6 hr 3D Scanning Spray	71
AESUB-AB6-4001x	1 400ml 6 hr 3D Scanning Spray	71
AESUB-AB6-4006x	6 400ml 6 hr 3D Scanning Spray	71
AESUB-ABP-10001x	1 1000ml Semi Permanent 3D Scanning Spray	71
AESUB-ABP-10006x	6 1000ml Semi Permanent 3D Scanning Spray	71
AESUB-ABP-40012x	12 400ml Semi Permanent 3D Scanning Spray	71
AESUB-ABP-4001x	1 400ml Semi Permanent 3D Scanning Spray	71
AESUB-ABP-4006x	6 400ml Semi Permanent 3D Scanning Spray	71
B100785	Removable Build Plate	63
B100801	Release One 3D Printing Ink	63
B100802	Marking Ink	63
B100811	White, Rizium One Filament	64

<b>Part Number</b>	<b>Description</b>	<b>Page</b>
B100816	Extruder Wiper Brush	63
B100828	Ink Waste Tray	64
B101047	Black, Rizium One Filament	64
B101305	Black, Carbon Filament	64
B101326	White, Rizium ST Filament	64
B101369	Cyan 3D Printing Ink	63
B101370	Magenta 3D Printing Ink	63
B101371	Yellow 3D Printing Ink	63
B101372	Black 3D Printing Ink	63
B101438	White, Glass Filled Filament	64
B101502	Black, Carbon Filament	64
B101503	White, Glass Filled Filament	64
C11-PRY-STD-001	Corner Insert (Small)	21
C12-PRY-STD-001	Corner Insert (Medium)	22
C13-PRY-STD-001	Corner Insert (Large)	22
C14-PRY-STD-001	Corner Insert (Micro)	22
F11-PRY-STD-001	Adjustable Leveling Foot With Locking Collar	34
F15-PRY-STD-001	Adjustable Leveling Foot	34
G11-PRY-STD-0100	Gage Pin Holder	30
G11-PRY-STD-0200	Gage Pin Holder	30
G11-PRY-STD-0300	Gage Pin Holder	30
G11-PRY-STD-0400	Gage Pin Holder	30
G11-PRY-STD-0500	Gage Pin Holder	30
G12-PRY-STD-0600	Gage Pin Holder	31
G12-PRY-STD-0700	Gage Pin Holder	31
G12-PRY-STD-0800	Gage Pin Holder	31
G12-PRY-STD-0900	Gage Pin Holder	31
G12-PRY-STD-1000	Gage Pin Holder	31
G12-PRY-STD-1100	Gage Pin Holder	31
G12-PRY-STD-1200	Gage Pin Holder	31
H11-PRY-STD-001	Low Profile Handle	35



Part Number	Description	Page
I11-PRY-STD-150075	1/4-20 Cross Pattern Acrylic Insert	5
I11-PRY-STD-200150	1/4-20 Cross Pattern Acrylic Insert	5
I11-PRY-STD-200200	1/4-20 Cross Pattern Acrylic Insert	5
I11-PRY-STD-300150	1/4-20 Cross Pattern Acrylic Insert	5
I11-PRY-STD-300200	1/4-20 Cross Pattern Acrylic Insert	5
I11-PRY-STD-300300	1/4-20 Cross Pattern Acrylic Insert	5
I11-PRY-STD-500400	1/4-20 Cross Pattern Acrylic Insert	5
I11-PRY-STD-500450	1/4-20 Cross Pattern Acrylic Insert	5
I12-PRY-STD-150075	1/4-20 Complete Pattern Acrylic Insert	5
I12-PRY-STD-200150	1/4-20 Complete Pattern Acrylic Insert	5
I12-PRY-STD-200200	1/4-20 Complete Pattern Acrylic Insert	5
I12-PRY-STD-300150	1/4-20 Complete Pattern Acrylic Insert	5
I12-PRY-STD-300200	1/4-20 Complete Pattern Acrylic Insert	5
I12-PRY-STD-300300	1/4-20 Complete Pattern Acrylic Insert	5
I12-PRY-STD-500400	1/4-20 Complete Pattern Acrylic Insert	5
I12-PRY-STD-500450	1/4-20 Complete Pattern Acrylic Insert	5
I13-PRY-STD-150075	1/4-20 Cut Out Pattern Acrylic Insert	6
I13-PRY-STD-200150	1/4-20 Cut Out Pattern Acrylic Insert	6
I13-PRY-STD-200200	1/4-20 Cut Out Pattern Acrylic Insert	6
I13-PRY-STD-300150	1/4-20 Cut Out Pattern Acrylic Insert	6
I13-PRY-STD-300200	1/4-20 Cut Out Pattern Acrylic Insert	6
I13-PRY-STD-300300	1/4-20 Cut Out Pattern Acrylic Insert	6
I13-PRY-STD-500400	1/4-20 Cut Out Pattern Acrylic Insert	6
I13-PRY-STD-500450	1/4-20 Cut Out Pattern Acrylic Insert	6
I21-PRY-STD-150075	M4 Cross Pattern Acrylic Insert	6
I21-PRY-STD-200150	M4 Cross Pattern Acrylic Insert	6
I21-PRY-STD-200200	M4 Cross Pattern Acrylic Insert	6
I21-PRY-STD-300150	M4 Cross Pattern Acrylic Insert	6
I21-PRY-STD-300200	M4 Cross Pattern Acrylic Insert	6
I21-PRY-STD-300300	M4 Cross Pattern Acrylic Insert	6
I21-PRY-STD-500400	M4 Cross Pattern Acrylic Insert	6

<b>Part Number</b>	<b>Description</b>	<b>Page</b>
I21-PRY-STD-500450	M4 Cross Pattern Acrylic Insert	6
I22-PRY-STD-150075	M4 Complete Pattern Acrylic Insert	7
K11-PRY-STD-003	Dock Base	33
I22-PRY-STD-200200	M4 Complete Pattern Acrylic Insert	7
I22-PRY-STD-300150	M4 Complete Pattern Acrylic Insert	7
I22-PRY-STD-300200	M4 Complete Pattern Acrylic Insert	7
I22-PRY-STD-300300	M4 Complete Pattern Acrylic Insert	7
I22-PRY-STD-500400	M4 Complete Pattern Acrylic Insert	7
I22-PRY-STD-500450	M4 Complete Pattern Acrylic Insert	7
I23-PRY-STD-150075	M4 Cut Out Pattern Acrylic Insert	7
I23-PRY-STD-200150	M4 Cut Out Pattern Acrylic Insert	7
I23-PRY-STD-200200	M4 Cut Out Pattern Acrylic Insert	7
I23-PRY-STD-300150	M4 Cut Out Pattern Acrylic Insert	7
I23-PRY-STD-300200	M4 Cut Out Pattern Acrylic Insert	7
I23-PRY-STD-300300	M4 Cut Out Pattern Acrylic Insert	7
I23-PRY-STD-500400	M4 Cut Out Pattern Acrylic Insert	7
I23-PRY-STD-500450	M4 Cut Out Pattern Acrylic Insert	7
I32-PRY-STD-300300	1/4-20 Threaded Aluminum Insert	8
I32-PRY-STD-400400	1/4-20 Threaded Aluminum Insert	8
I32-PRY-STD-500950	1/4-20 Threaded Aluminum Insert	8
I32-ZSS-ACA-0900400	1/4-20 Threaded Aluminum Insert	9
I32-ZSS-ACA-1000400	1/4-20 Threaded Aluminum Insert	9
I32-ZSS-CON-0700400	1/4-20 Threaded Aluminum Insert	9
I32-ZSS-CON-1000400	1/4-20 Threaded Aluminum Insert	9
I33-PRY-STD-300300	M4 Threaded Aluminum Insert	8
I33-PRY-STD-400400	M4 Threaded Aluminum Insert	8
I33-PRY-STD-500950	M4 Threaded Aluminum Insert	8
I41-PRY-STD-002	Standard Conical Anvil	17
I41-PRY-STD-007	Magnetic Flat Face Anvil	17
I41-PRY-STD-008	Square Drive Anvil	17
I41-PRY-STD-009	Inverted Conical Face Anvil	17

<b>Part Number</b>	<b>Description</b>	<b>Page</b>
I41-PRY-STD-KIT	Anvil Kit for Micro Centers Fixture Insert	17
I42-PRY-STD-001	Micro Centers Fixture Insert	16
K11-PRY-STD-001	Kinematic Dock Mount System	32
I22-PRY-STD-200150	M4 Complete Pattern Acrylic Insert	7
K11-PRY-STD-004	Universal Base	33
KIT-PRY-A56-001	Calibration Kit w/12mm Sphere	28
KIT-PRY-A56-002	Calibration Kit w/25mm Sphere	28
KIT-PRY-A56-003	Calibration Kit Carrying Case	28
KIT-PRY-MSS-001	Universal Component Kit (Small)	48-49
KIT-PRY-MSS-002	Universal Component Kit (Medium)	50-51
KIT-PRY-MSS-003	Universal Component Kit (Large)	52-53
N11-PRY-STD-150075	Magnetic Corner Nest	19
N11-PRY-STD-200200	Magnetic Corner Nest	19
N11-PRY-STD-300150	Magnetic Corner Nest	20
N11-PRY-STD-300300	Magnetic Corner Nest	20
N11-PRY-STD-500450	Magnetic Corner Nest	21
N12-PRY-STD-001	Universal Corner Nest Micro Puck	24
N12-PRY-STD-002	Universal Corner Nest Small Puck	24
N12-PRY-STD-003	Universal Corner Nest Medium Puck	25
N12-PRY-STD-004	Universal Corner Nest Large Puck	25
N13-375-006	3/8"x6" Universal Corner Nest Guide Rail	27
N13-375-012	3/8"x12" Universal Corner Nest Guide Rail	27
N13-375-024	3/8"x24" Universal Corner Nest Guide Rail	27
N13-375-036	3/8"x36" Universal Corner Nest Guide Rail	27
N13-375-XXX	3/8"xCustom Length Universal Corner Nest Guide Rail	27
N13-PRY-STD-001	Universal Corner Nest Adaptor	26
N13-PRY-STD-002	Universal Corner Nest Adaptor	26
PrymeFix Fixture	Spring Loaded Rubber Stopper Fixture	55
PrymeFix Fixture	Cap Holder Fixture	55
PrymeFix Fixture	Clamping Gang-Up Fixture	56
PrymeFix Fixture	Spring Loaded Plunger Rod Fixture	56

<b>Part Number</b>	<b>Description</b>	<b>Page</b>
PrymeFix Fixture	Spring Clamp Gang-Up Fixture	57
PrymeFix Fixture	Custom Sleeve Gang-Up Fixture	57
SO5-PRY-STD-001	M4 to 1/4-20 Converter Screw	37
PrymeFix Fixture	Two-View Acrylic Base Fixture	58
PrymeFix Fixture	Gang-Up Clamping Fixture	58
PrymeFix Fixture	Custom Spring Plunger Fixture With Part Outline	59
Rize 3D Printers	Type A530: 3D Printing System	62
Rize 3D Printers	7XC : 3D Printing System	62
Rize 3D Printers	SINDOH 2XC: 3D Printing System	62
S05-PRY-STD-001	M4 to 1/4-24 Converter Screw	37
SA1-PRY-STD-001	1/4-20 Threaded Slide Arm	38
SA2-PRY-STD-001	M4 Threaded Slide Arm	38
SC2-PRY-STD-001	Adjustable Cone Standoff	41
SM1-500-1000-001	1/2"x1" Magnetic Standoff w/ 1/4-20 Thread	40
SM1-500-500-001	1/2"x1/2" Magnetic Standoff w/ 1/4-20 Thread	40
SM1-750-1000-001	3/4"x1" Magnetic Standoff w/ 1/4-20 Thread	40
SM1-750-500-001	3/4"x1/2" Magnetic Standoff w/ 1/4-20 Thread	40
SO1-1000-1000-001	1"x1" Aluminum Standoff w/ 1/4-20 Thread	39
SO1-1000-2000-001	1"x2" Aluminum Standoff w/ 1/4-20 Thread	39
SO1-500-1000-001	1/2"x1" Aluminum Standoff w/ 1/4-20 Thread	39
SO1-500-1000-002	1/2"x1" Acrylic Standoff w/ 1/4-20 Thread	39
SO1-500-500-001	1/2"x1/2" Aluminum Standoff w/ 1/4-20 Thread	39
SO1-500-500-002	1/2"x1/2" Acrylic Standoff w/ 1/4-20 Thread	39
SO1-750-1000-001	3/4"x1" Aluminum Standoff w/ 1/4-20 Thread	39
SO1-750-1000-002	3/4"x1" Acrylic Standoff w/ 1/4-20 Thread	39
SO1-750-500-001	3/4"x1/2" Aluminum Standoff w/ 1/4-20 Thread	39
SO1-750-500-002	3/4"x1/2" Acrylic Standoff w/ 1/4-20 Thread	39
SO2-188-375-001	3/16"x3/8" Aluminum Standoff w/ M4 Thread	40
SO2-188-500-001	3/16"x1/2" Aluminum Standoff w/ M4 Thread	40
SO2-250-375-001	1/4"x3/8" Aluminum Standoff w/ M4 Thread	40
SO2-250-375-002	1/4"x3/8" Pin Standoff w/ M4 Thread	40

<b>Part Number</b>	<b>Description</b>	<b>Page</b>
SO2-250-500-001	1/4"x1/2" Aluminum Standoff w/ M4 Thread	40
SO2-375-375-001	3/8"x3/8" Aluminum Standoff w/ M4 Thread	40
SO2-375-375-002	3/8"x3/8" Pin Standoff w/ M4 Thread	40
SO2-375-500-001	3/8"x1/2" Aluminum Standoff w/ M4 Thread	40
SO2-375-500-003	3/8"x1/2" Plunger Standoff w/ M4 Thread	42
SP2-250-500-001	Coned Standoff	42
SP2-375-475-002	Spherical Standoff	42
SS1-PRY-STD-001	Threaded Set Screws	37
SS2-PRY-STD-001	Threaded Set Screws	37
SS2-PRY-STD-002	Threaded Set Screws	37
SV2-PRY-STD-001	Adjustable V Standoff	41
T11-PRY-STD-001	Tube Fixture	43
TC1-PRY-STD-001	Touch Clamp	45
TC2-PRY-STD-001	Light Force Touch Clamp	44
TC2-PRY-STD-002	Medium Force Touch Clamp	44
TC2-PRY-STD-003	Extended Force Touch Clamp	44
TS1-PRY-STD-001	Standard Thumb Screws	37
TS1-PRY-STD-002	Standard Thumb Screws	37
V11-PRY-STD-001	Micro Vice	36
V41-PRY-STD-001	Magnetic V-Block	45
Zeiss 3D Scanners	3D Scanning Systems	61
Zeiss CMM	Coordinate Measuring Machines	60
Zeiss O-Inspect	Multi-Sensor Measuring System	60
Ziess SF&G	Profile Projector	61



155 Prairie Lake Road, Suite A & J  
East Dundee, IL 60118

Office : 847.428.7122  
Fax : 847.213.9938  
Email: sales@prymetech.com

WWW.PRYMETECH.COM  
WWW.PRYMEFIX.COM