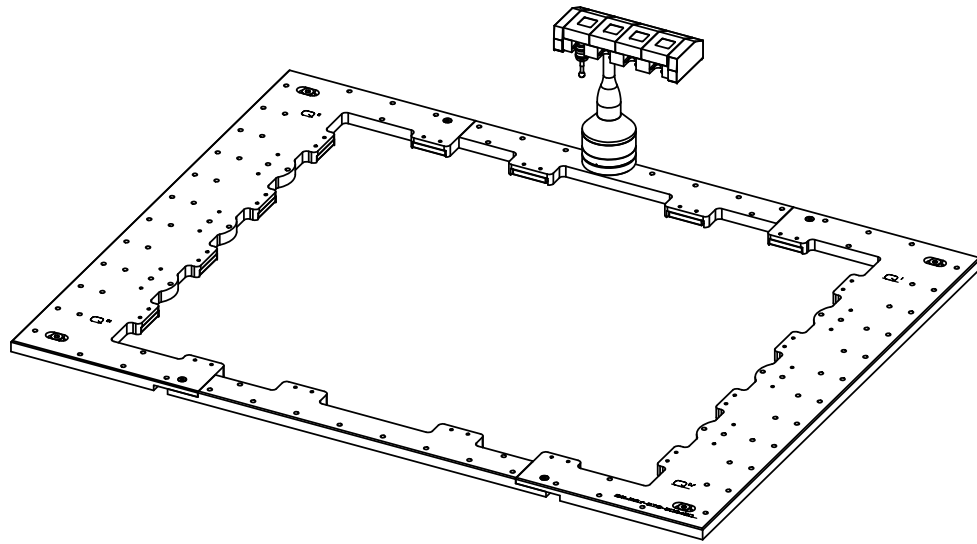


8	7	6	5	4	3	2	1
No. COMPONENTS IN ASSLY	OP1	OP2	OP3	OP4	OP5	OP6	

1

DATE ORDERED	ORDERED FROM	ITEM NO.	PART NUMBER	DESCRIPTION	QTY.
		1	B11-OGP-SSF-500450 LL	FLASH 500450 LEFT LEG	1
		2	B11-OGP-SSF-500450 RL	FLASH 500450 RIGHT LEG	1
		3	MAGNET-1500X500X250_BX884DCS	MAGNET 1-1/2" L x 1/2" W x 1/4" T BX884DCS	16
		4	92125A190	FLAT HEAD SCREW M4x10mm 92125A190	4
		5	92125A238	FLAT HEAD SCREW M6x16mm 92125A238	4
		6	K11-PRY-STD-001	UNVERSAL KINEMETIC DOCK MOUNT SYSTEM	1
		7	BRIDGE	FLASH 500450 BRIDGE	2



B11-OGP-SSF-500450

PrymeFix
fixturing solutions

FILE NAME
B11-OGP-SSF-500450
DIRECTORY
P:\Manufacturing\PrymeFix Product Line\B11 Fixture Solutions\B11-OGP-SSF-500450\

PROPRIETARY AND CONFIDENTIAL
THE INFORMATION CONTAINED IN THIS DRAWING IS THE SOLE PROPERTY OF PRYMEFIX. ANY REPRODUCTION IN PART OR AS A WHOLE WITHOUT THE WRITTEN PERMISSION OF PRYMEFIX IS PROHIBITED.

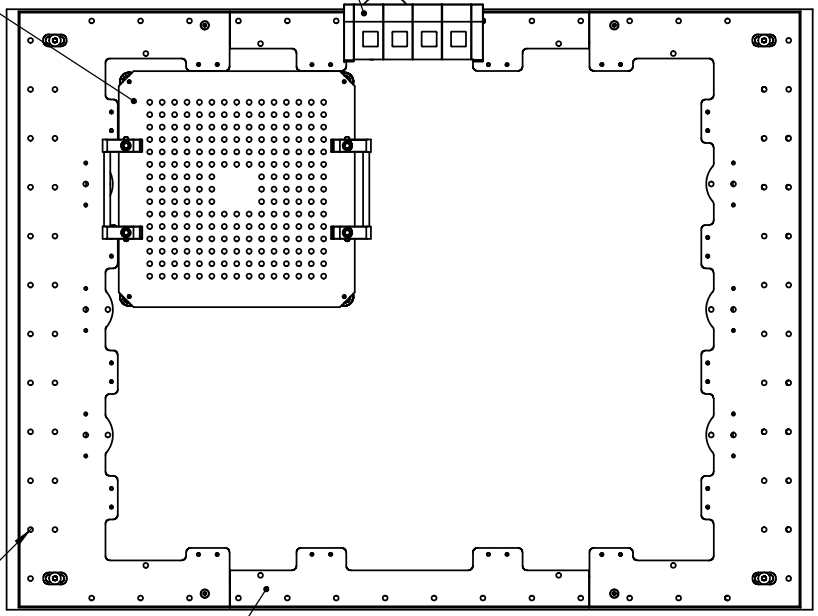
1		UNLESS OTHERWISE SPECIFIED FRACTIONAL $\pm .003$ ANGULAR: ± 1.0 TWO PLACE DECIMAL $\pm .010$ THREE PLACE DECIMAL $\pm .003$ FOUR PLACE DECIMAL $\pm .0005$ (REAM)	DRAWN BY: RD	DATE 7/31/2013		
2			TITLE: FLASH 500450 FIXTURE BASE ASSEMBLY			
3						
4			HEAT TREAT N/A	No Pcs to Complete Order:		
5			MATERIAL ALUMINUM			
6			FINISH G&M GREY POWDER COAT	SIZE B	DWG. NO. B11-OGP-SSF-500450	REV 0
7				SCALE: 1:10	WEIGHT: 14.77	SHEET 1 OF 8
REVISION HISTORY		INCH UNITS				

8	7	6	5	4	3	2	1
No. COMPONENTS IN ASSLY	OP1	OP2	OP3	OP4	OP5	OP6	

DATE ORDERED	ORDERED FROM	ITEM NO.	PART NUMBER	DESCRIPTION	I12-200200/QTY.
		1	B11-OGP-SSF-500450	FLASH 500450 FIXTURE BASE ASSEMBLY	1
		2	QVI STAGE	FLASH 500 STAGE	1
		3	I12-PRY-STD-200200	200200 INSERT: STYLE I12, 1/4-20	1

3

MCR DOCK STATION
[MULTIPLE MOUNTING POSITIONS]



FLASH 500
MOUNTING DIAGRAM
FOR B11 FRAMES

B11-OGP-SSF-500450

M6x1.0 - 6H THRU ALL

PRYMEFIX B11 FRAME ASSEMBLY

PrymeFix

fixturing solutions

155 PRAIRIE LAKE RD, SUITE A
EAST DUNDEE, IL 60118
847.428.7122

FILE NAME
B11-OGP-SSF-500450 COMPLETE

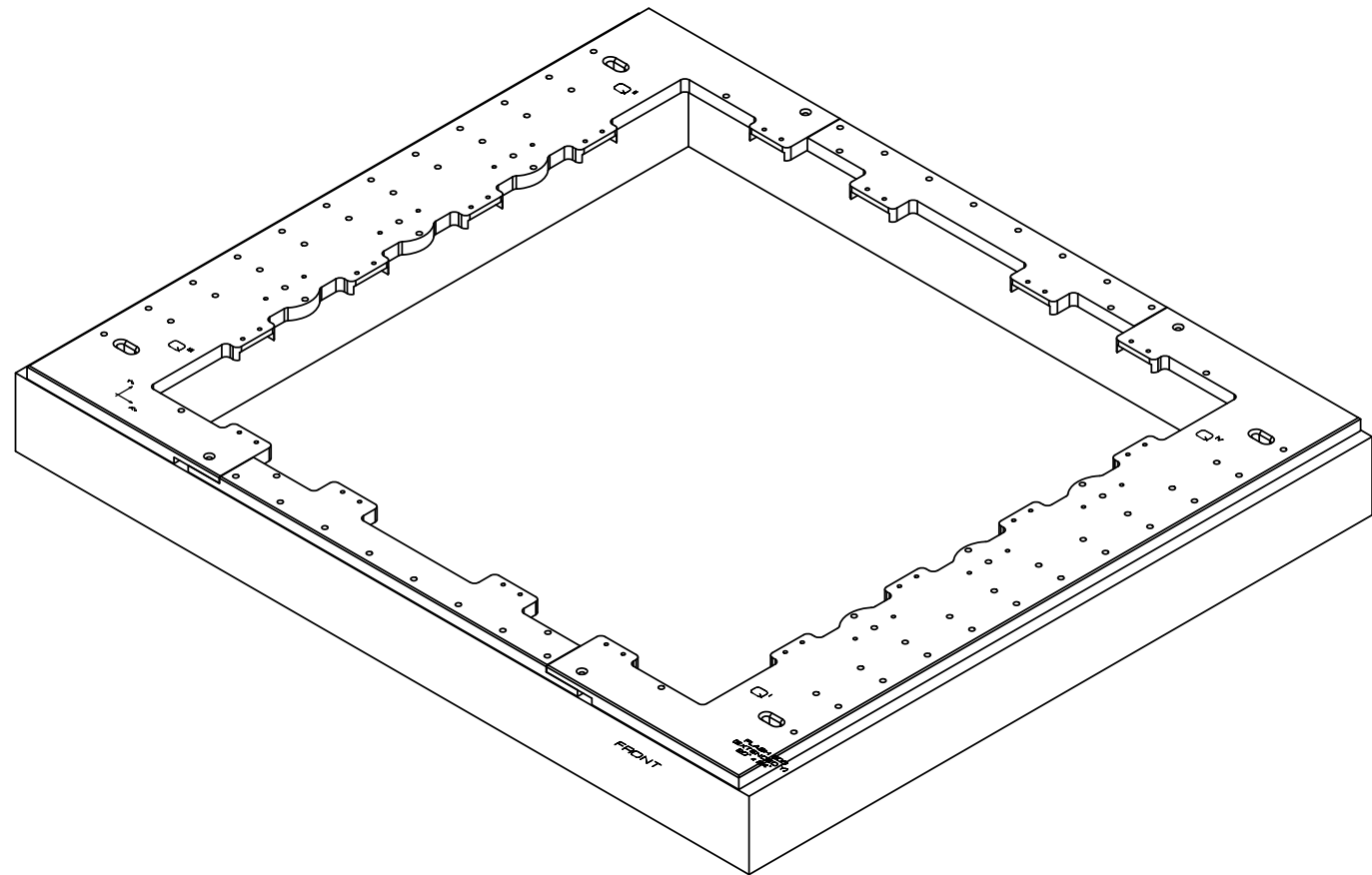
DIRECTORY
P:\Manufacturing\PrymeFix Product Line\B11 Fixture Solutions\B11-OGP-SSF-500450\

PROPRIETARY AND CONFIDENTIAL

THE INFORMATION CONTAINED IN THIS DRAWING IS THE SOLE PROPERTY OF PRYMEFIX. ANY REPRODUCTION IN PART OR AS A WHOLE WITHOUT THE WRITTEN PERMISSION OF PRYMEFIX IS PROHIBITED.

1		UNLESS OTHERWISE SPECIFIED	DRAWN BY: RD	DATE 7/31/2013	
2			TITLE: QVI FLASH 500 ASSEMBLY		
3					
4					
5			HEAT TREAT N/A	No Pcs to Complete Order:	
6			MATERIAL Material <not specified>		
7			FINISH N/A	SIZE B	DWG. NO. B11-OGP-SSF-500450
REVISION HISTORY			SCALE: 1:10	WEIGHT: 180.5	SHEET 3 OF 8

No. COMPONENTS IN ASSLY 1	OP1	OP2	OP3	OP4	OP5	OP6			
				DATE ORDERED	ORDERED FROM	ITEM NO.	PART NUMBER	DESCRIPTION	QTY.
						1	Flash 500 (Extended Y) Stage	QVI FLASH 500 w/EXTENDED Y-AXIS STAGE	1
						2	B11-OGP-SSF-500610 LEG	FLASH 500610 LEFT LEG	1
						3	B11-OGP-SSF-500610 LEG	FLASH 500610 RIGHT LEG	1
					4	BRIDGE	FLASH 500450 BRIDGE	2	



B11-OGP-SSF-500610

PrymeFix
fixturing solutions

155 PRAIRIE LAKE RD, SUITE A
EAST DUNDEE, IL 60118

847.428.7122

FILE NAME
B11-OGP-SSF-500610

DIRECTORY
P:\Manufacturing\PrymeFix Product Line\B11 Fixture Solutions\B11-OGP-SSF-500610\

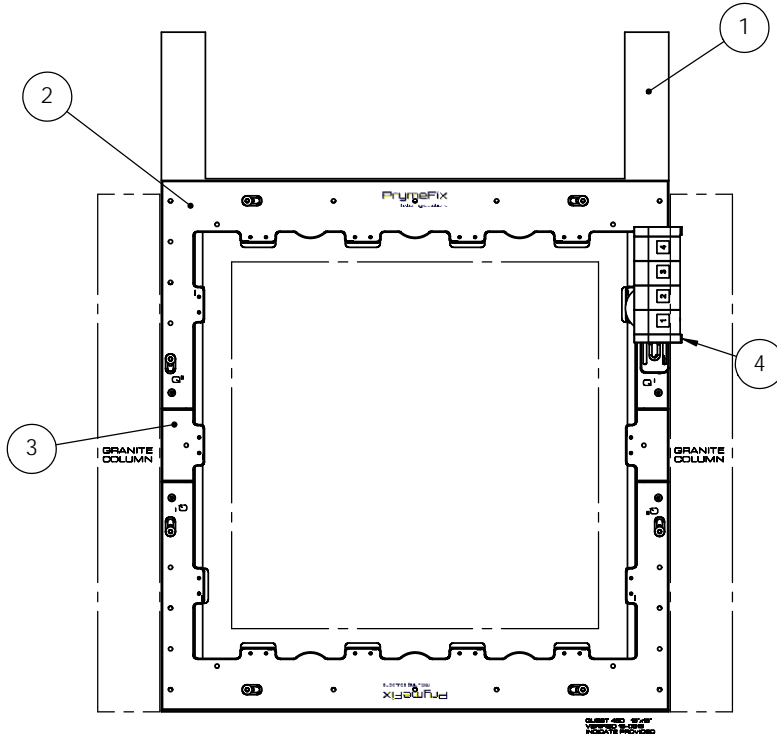
PROPRIETARY AND CONFIDENTIAL

THE INFORMATION CONTAINED IN THIS DRAWING IS THE SOLE PROPERTY OF PRYMETECH. ANY REPRODUCTION IN PART OR AS A WHOLE WITHOUT THE WRITTEN PERMISSION OF PRYMETECH IS PROHIBITED.

1		UNLESS OTHERWISE SPECIFIED	DRAWN BY: RD	DATE 10/25/2016		
2			TITLE: FLASH 500 EXTENDED Y FIXTURE BASE ASSEMBLY			
3						
4						
5		HEAT TREAT N/A	No Pcs to Complete Order:			
6		MATERIAL Material <not specified>				
7		FINISH N/A	SIZE B	DWG. NO. B11-OGP-SSF-500610 PRINTS	REV 0	
REVISION HISTORY			INCH UNITS	SCALE: 1:10	WEIGHT:	SHEET 1 OF 3

8	7	6	5	4	3	2	1
No. COMPONENTS IN ASSLY	OP1	OP2	OP3	OP4	OP5	OP6	

DATE ORDERED	ORDERED FROM	ITEM NO.	PART NUMBER	DESCRIPTION	B11/QTY.
		1	QUEST 450 Layout 16-0519	QUEST 450450 STAGE	1
		2	B11-OGP-SSQ-600450	450600 LEG ASSLY (BACK)	2
		3	B11-OGP-SSQ-450450 BRIDGE	B11 QUEST 450 x 450 BRIDGE	2
		4	K11-PRY-STD-001	UNIVERSAL KINEMATIC DOCK MOUNT SYSTEM	1



B11-OGP-SSQ-450450

PrymeFix
fixturing solutions

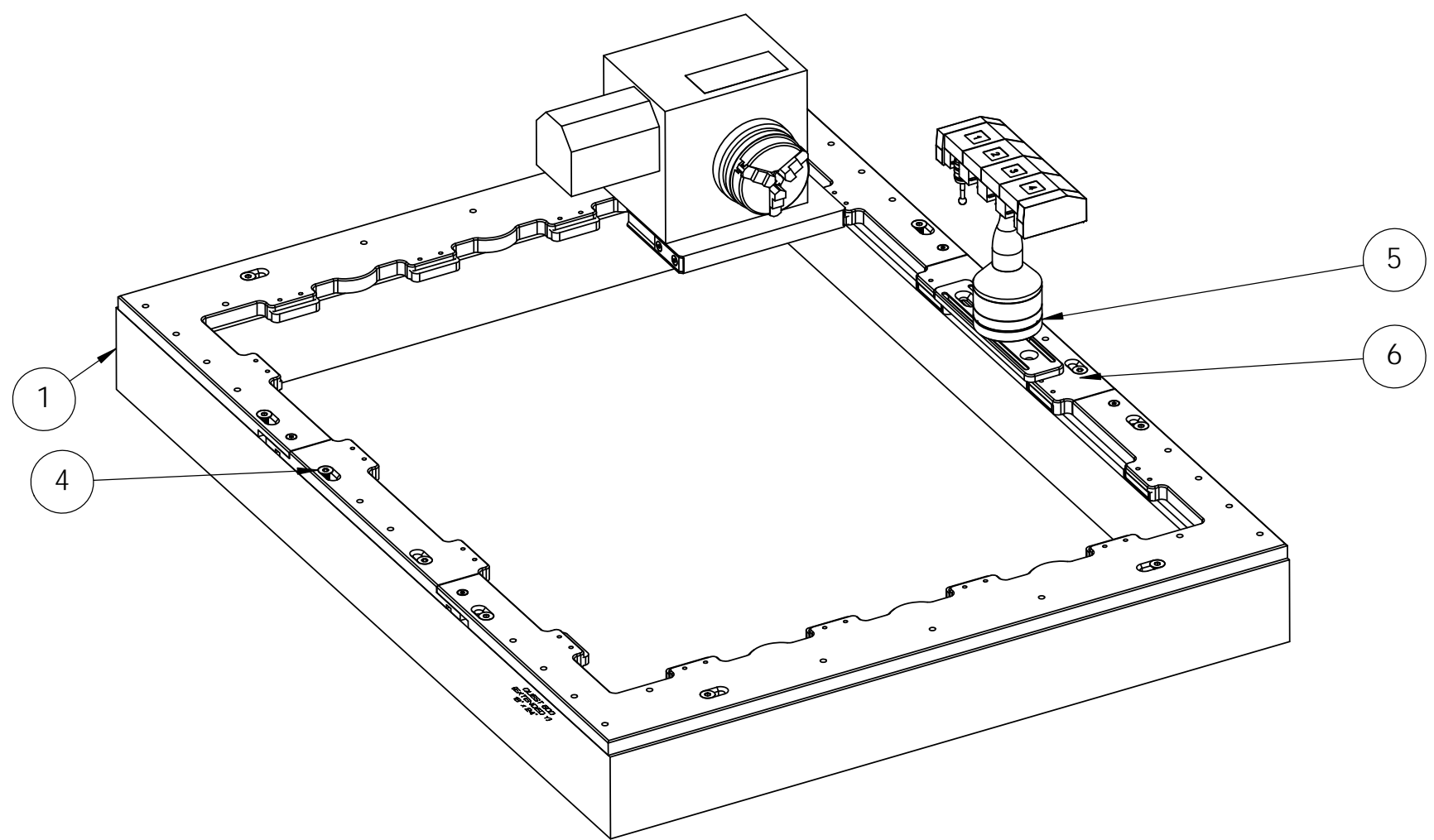
155 PRAIRIE LAKE RD, SUITE A
EAST DUNDEE, IL 60118
847.428.7122

FILE NAME
B11-OGP-SSQ-450450
DIRECTORY
P:\Manufacturing\PrymeFix Product Line\B11 Fixture Solutions\B11-OGP-SSQ-450450\

PROPRIETARY AND CONFIDENTIAL
THE INFORMATION CONTAINED IN THIS DRAWING IS THE SOLE PROPERTY OF PRYMEFIX. ANY REPRODUCTION IN PART OR AS A WHOLE WITHOUT THE WRITTEN PERMISSION OF PRYMEFIX IS PROHIBITED.

1	UNLESS OTHERWISE SPECIFIED FRACTIONAL $\pm .003$ ANGULAR: ± 1.0 TWO PLACE DECIMAL $\pm .010$ THREE PLACE DECIMAL $\pm .003$ FOUR PLACE DECIMAL $\pm .0005$ (REAM)	DRAWN BY: RD	DATE 5/17/2016		
2		TITLE: B11 FIXTURE FRAME: QUEST 450450			
3					
4		HEAT TREAT N/A	No Pcs to Complete Order:		
5		MATERIAL Material <not specified>			
6		FINISH N/A	SIZE B	DWG. NO. B11-OGP-SSQ-450450 PRINTS	REV 0
7		REVISION HISTORY	INCH UNITS	SCALE: 1:10	WEIGHT: 195.4

No. COMPONENTS IN ASSLY	OP1		OP2		OP3		OP4		OP5		OP6		Default/ QTY.
	DATE ORDERED		ORDERED FROM		ITEM NO.		PART NUMBER		DESCRIPTION				
1					1		QUEST 450 Layout (Extended Y) 16-0429		OGP QUEST 600 EXTENDED Y STAGE		1		
					2		B11-OGP-SSQ-600450		450600 LEG ASSLY (BACK)		1		
					3		B11-OGP-SSQ-600450		450600: FRONT LEG ASSEMBLY		1		
					4		B11-OGP-SSQ-450600 EXTENDED BRIDGE		QUEST 600 EXTENDED Y: BRIDGE ASSEMBLY		2		
					5		K11-PRY-STD-001		UNIVERSAL KINEMATIC DOCK MOUNT SYSTEM		1		
					6		92125A237		FLAT HEAD SCREW M6x14mm 92125A237		2		
					7		MTR Rotary		QVI MTR ROTARY		1		



B11-OGP-SSQ-450600

PrymeFix
 fixturing solutions

155 PRAIRIE LAKE RD, SUITE A
 EAST DUNDEE, IL 60118
 847.428.7122

FILE NAME
 B11-OGP-SSQ-450600

DIRECTORY
 P:\Manufacturing\PrymeFix Product Line\B11 Fixture Solutions\B11-OGP-SSQ-450600\

PROPRIETARY AND CONFIDENTIAL

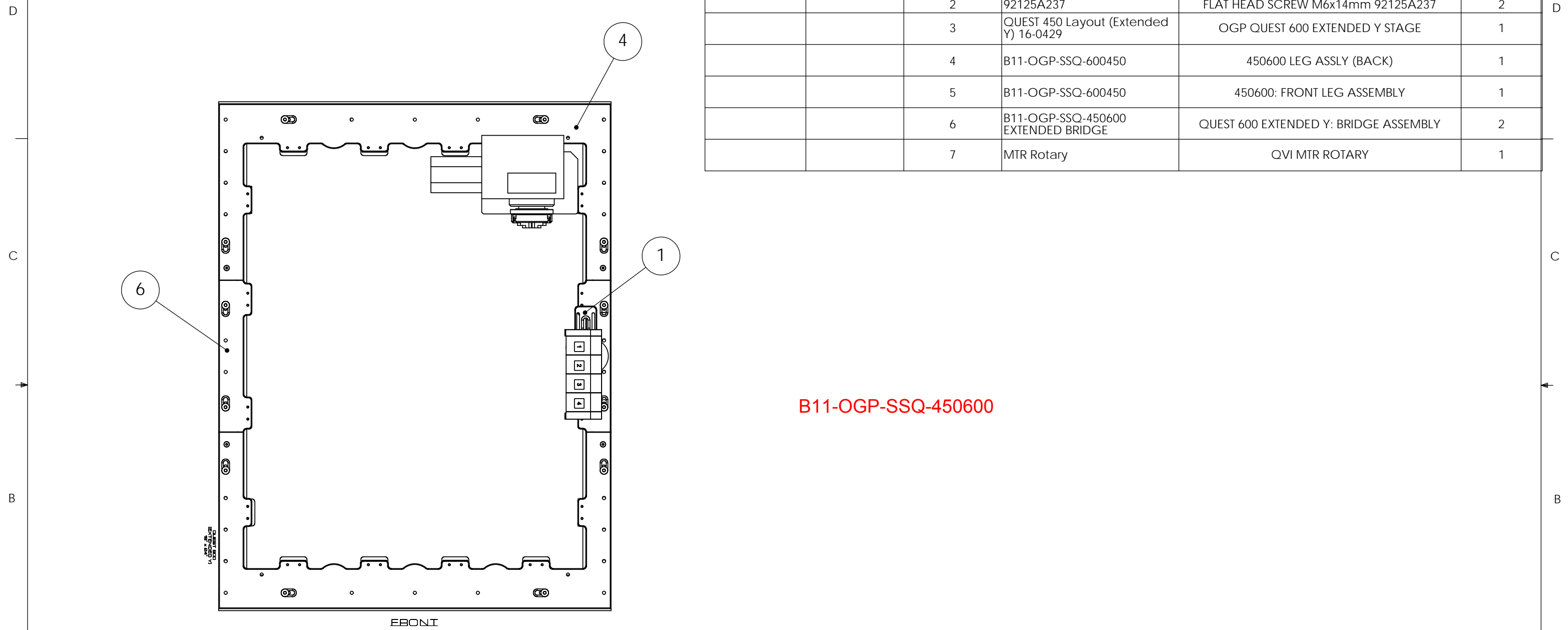
THE INFORMATION CONTAINED IN THIS DRAWING IS THE SOLE PROPERTY OF PRYMETECH. ANY REPRODUCTION IN PART OR AS A WHOLE WITHOUT THE WRITTEN PERMISSION OF PRYMETECH IS PROHIBITED.

1		UNLESS OTHERWISE SPECIFIED	DRAWN BY: RD	DATE 8/7/2014	
2			TITLE: QUEST 450 w/EXTENDED Y B11 ASSLY		
3					
4			FRACTIONAL ± .003 ANGULAR: ± 1.0 TWO PLACE DECIMAL ± .010 THREE PLACE DECIMAL ± .003 FOUR PLACE DECIMAL ± .0005 (REAM)		
5			HEAT TREAT N/A	No Pcs to Complete Order:	
6			MATERIAL Material <not specified>	SIZE B	DWG. NO. B11-OGP-SSQ-450600 PRINTS
7			FINISH N/A	REV 0	
REVISION HISTORY		INCH UNITS	SCALE: 1:10	WEIGHT:	
			SHEET 1 OF 9		

8	7	6	5	4	3	2	1
No. COMPONENTS IN ASSLY	OP1	OP2	OP3	OP4	OP5	OP6	

1

DATE ORDERED	ORDERED FROM	ITEM NO.	PART NUMBER	DESCRIPTION	Default/ QTY.
		1	K11-PRY-STD-001	UNIVERSAL KINEMATIC DOCK MOUNT SYSTEM	1
		2	92125A237	FLAT HEAD SCREW M6x14mm 92125A237	2
		3	QUEST 450 Layout (Extended Y) 16-0429	OGP QUEST 600 EXTENDED Y STAGE	1
		4	B11-OGP-SSQ-600450	450600 LEG ASSLY (BACK)	1
		5	B11-OGP-SSQ-600450	450600: FRONT LEG ASSEMBLY	1
		6	B11-OGP-SSQ-450600 EXTENDED BRIDGE	QUEST 600 EXTENDED Y: BRIDGE ASSEMBLY	2
		7	MTR Rotary	QVI MTR ROTARY	1



B11-OGP-SSQ-450600



155 PRAIRIE LAKE RD, SUITE A
EAST DUNDEE, IL 60118
847.428.7122

FILE NAME	B11-OGP-SSQ-450600
DIRECTORY	P:\Manufacturing\PrymeFix Product Line\B11 Fixture Solutions\B11-OGP-SSQ-450600\

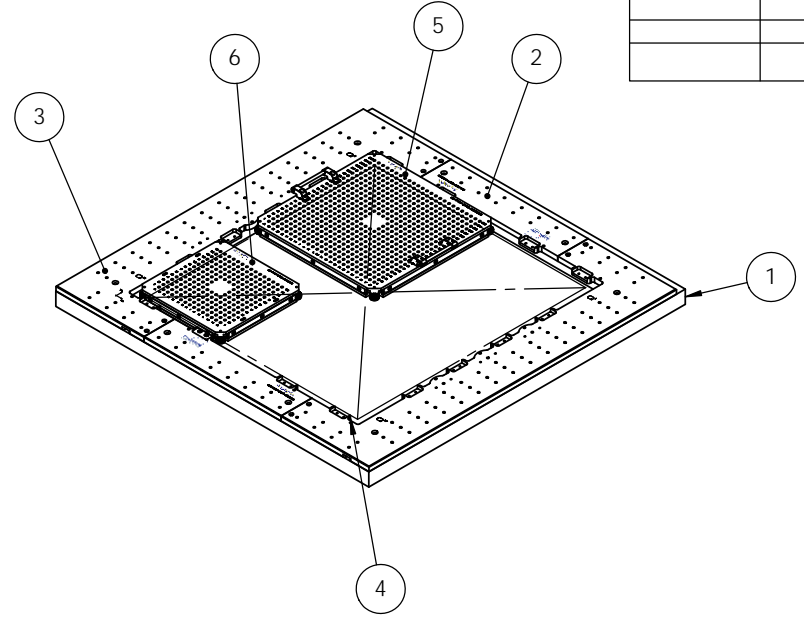
PROPRIETARY AND CONFIDENTIAL

THE INFORMATION CONTAINED IN THIS DRAWING IS THE SOLE PROPERTY OF PRYMETECH. ANY REPRODUCTION IN PART OR AS A WHOLE WITHOUT THE WRITTEN PERMISSION OF PRYMETECH IS PROHIBITED.

1		UNLESS OTHERWISE SPECIFIED	DRAWN BY: RD	DATE: 8/7/2014
2			TITLE: QUEST 450 w/EXTENDED Y B11 ASSLY	
3		HEAT TREAT N/A	FRACTIONAL ± .003 ANGULAR: ± 1.0 TWO PLACE DECIMAL ± .010 THREE PLACE DECIMAL ± .003 FOUR PLACE DECIMAL ± .0005 (REAM)	
4			No Pcs to Complete Order:	
5		MATERIAL Material <not specified>	SIZE B	DWG. NO. B11-OGP-SSQ-450600 PRINTS
6		FINISH N/A	REV 0	
7		INCH UNITS	SCALE: 1:10	WEIGHT: 65.68
REVISION HISTORY			SHEET 2 OF 9	

8	7	6	5	4	3	2	1
No. COMPONENTS IN ASSLY	OP1	OP2	OP3	OP4	OP5	OP6	

DATE ORDERED	ORDERED FROM	ITEM NO.	PART NUMBER	DESCRIPTION	B11 CONFIGURATION/QTY.
		1	Quest 650 Layout 18-1204	OGP QUEST 650 STAGE LAYOUT	1
		2	BRIDGE	QUEST 650 BRIDGE	2
		3	B11-OGP-SSQ-610660 LEG	QUEST 650 LEFT LEG	1
		4	B11-OGP-SSQ-610660 LEG	QUEST 650 RIGHT LEG	1
		5	I12-PRY-STD-300300	300300 ACRYLIC INSERT: STYLE I12, 1/4-20	1
		6	I12-PRY-STD-200200	200200 INSERT: STYLE I12, 1/4-20	1
		7	MAGNET-1500X500X250_BX884DCS	MAGNET 1-1/2"L x 1/2"W x 1/4"T BX884DCS	1



B11-OGP-SSQ-610660

PrymeFix
fixturing solutions

155 PRAIRIE LAKE RD, SUITE A
EAST DUNDEE, IL 60118
847.428.7122

3D PRINTER PROPERTIES			
Material 1:	<input type="checkbox"/> Support	Material 2:	<input type="checkbox"/> Support
Core 1:		Core 2:	

PROPRIETARY AND CONFIDENTIAL

THE INFORMATION CONTAINED IN THIS DRAWING IS THE SOLE PROPERTY OF PRYMETECH. ANY REPRODUCTION IN PART OR AS A WHOLE WITHOUT THE WRITTEN PERMISSION OF PRYMETECH IS PROHIBITED.

1	
2	
3	
4	
5	
6	
7	

UNLESS OTHERWISE SPECIFIED	
FRACTIONAL: ± .003	No Pcs to Complete Order:
ANGULAR: ± 1.0	
TWO PLACE DECIMAL: ± .010	
THREE PLACE DECIMAL: ± .003	
FOUR PLACE DECIMAL: ± .0005 (REAM)	
HEAT TREAT: N/A	
MATERIAL: Material <not specified>	
FINISH: N/A	

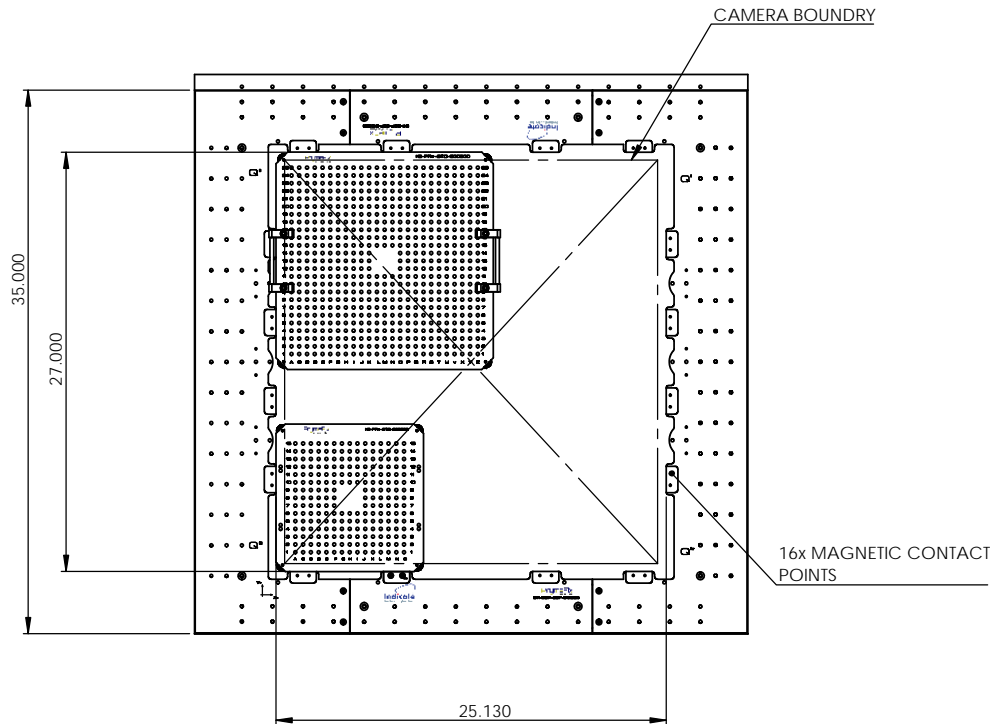
DRAWN BY: JO	DATE: 12/4/2018
TITLE: QUEST 650, B11 FRAME SOLUTION	
SIZE: B	DWG. NO.: B11-OGP-SSQ-610660
	REV: 0

FILE NAME B11-OGP-SSQ-610660
DIRECTORY P:\Manufacturing\PrymeFix Product Line\B11 Fixture Solutions\B11-OGP-SSQ-610660\

REVISION HISTORY	MACHINING PROPERTIES	INCH UNITS	SCALE: 1:10	WEIGHT:	SHEET 1 OF 7
------------------	----------------------	------------	-------------	---------	--------------

8	7	6	5	4	3	2	1
No. COMPONENTS IN ASSLY	OP1	OP2	OP3	OP4	OP5	OP6	

1



B11-OGP-SSQ-610660

PrymeFix
fixturing solutions

155 PRAIRIE LAKE RD, SUITE A
EAST DUNDEE, IL 60118
847.428.7122

FILE NAME
B11-OGP-SSQ-610660

DIRECTORY
P:\Manufacturing\PrymeFix Product Line\B11 Fixture Solutions\B11-OGP-SSQ-610660\

3D PRINTER PROPERTIES			
Material 1:	<input type="checkbox"/> Support	Material 2:	<input type="checkbox"/> Support
Core 1:		Core 2:	

PROPRIETARY AND CONFIDENTIAL

THE INFORMATION CONTAINED IN THIS DRAWING IS THE SOLE PROPERTY OF PRYMETECH. ANY REPRODUCTION IN PART OR AS A WHOLE WITHOUT THE WRITTEN PERMISSION OF PRYMETECH IS PROHIBITED.

1		UNLESS OTHERWISE SPECIFIED FRACTIONAL $\pm .003$ ANGULAR: ± 1.0 TWO PLACE DECIMAL $\pm .010$ THREE PLACE DECIMAL $\pm .003$ FOUR PLACE DECIMAL $\pm .0005$ (REAM)	DRAWN BY: JO	DATE: 12/4/2018		
2			TITLE: QUEST 650, B11 FRAME SOLUTION			
3						
4			HEAT TREAT: N/A	No Pcs to Complete Order:		
5			MATERIAL: Material <not specified>			
6			FINISH: N/A	SIZE: B	DWG. NO.: B11-OGP-SSQ-610660	REV: 0
7				SCALE: 1:10	WEIGHT:	SHEET 7 OF 7
REVISION HISTORY		MACHINING PROPERTIES	INCH UNITS			