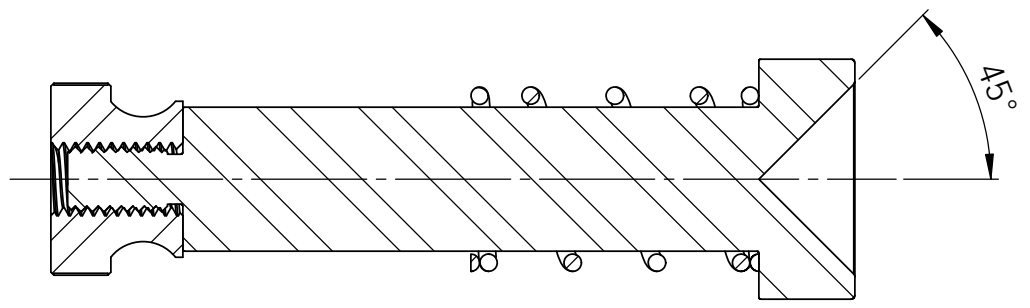
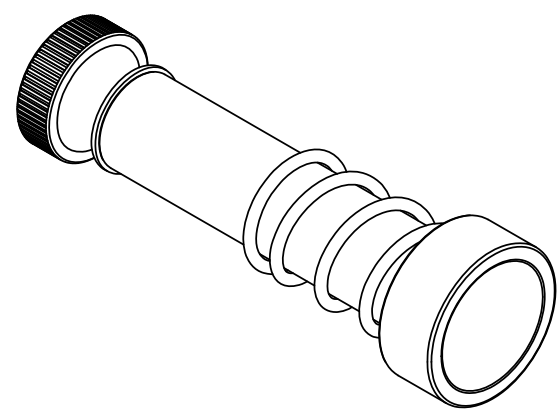
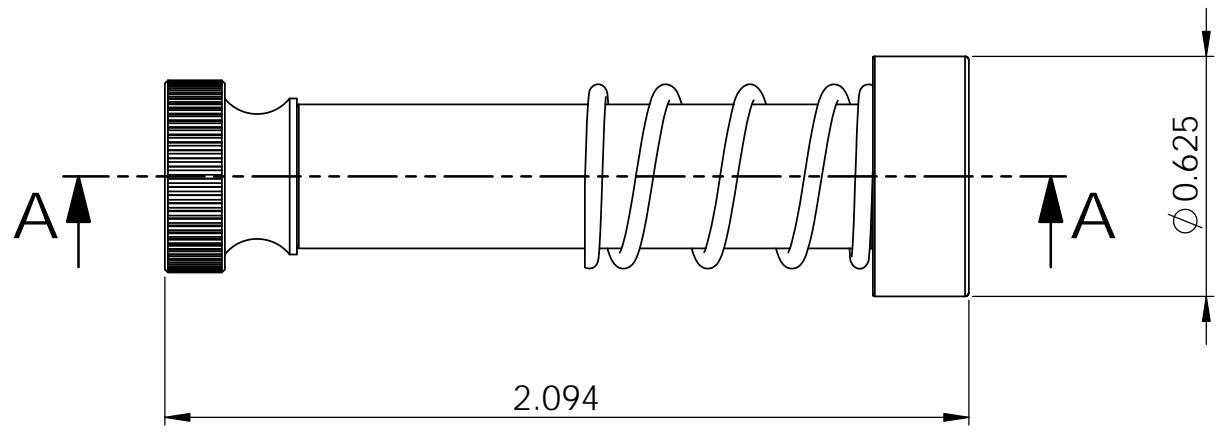


8	7	6	5	4	3	2	1
No. COMPONENTS IN ASSLY	OP1	OP2	OP3	OP4	OP5	OP6	
1							



SECTION A-A
SCALE 2 : 1

PrymeFix
fixturing solutions

155 PRAIRIE LAKE RD, SUITE A
EAST DUNDEE, IL 60118
847.428.7122

FILE NAME	I41-PRY-STD-009
DIRECTORY	P:\Manufacturing\PrymeFix Product Line\I11 Inserts\I41-PRY-STD-001 CENTERS INSERT\

PROPRIETARY AND CONFIDENTIAL

THE INFORMATION CONTAINED IN THIS DRAWING IS THE SOLE PROPERTY OF PRYMEFIX. ANY REPRODUCTION IN PART OR AS A WHOLE WITHOUT THE WRITTEN PERMISSION OF PRYMEFIX IS PROHIBITED.

1		UNLESS OTHERWISE SPECIFIED	DRAWN BY: RD	DATE: 6/10/2014
2		FRACTIONAL ± .003 ANGULAR: ± 1.0 TWO PLACE DECIMAL ± .010 THREE PLACE DECIMAL ± .003 FOUR PLACE DECIMAL ± .0005 (REAM)	TITLE: ANVIL STYLE: 009	
3				
4				
5		HEAT TREAT N/A	No Pcs to Complete Order:	
6		MATERIAL Alloy Steel (SS)		
7		FINISH POLISHED	SIZE B DWG. NO. I42-PRY-STD-001 CENTERS INSERT TECHNICAL DRAWING REV 0	
REVISION HISTORY			INCH UNITS	SCALE: 1:2 WEIGHT: 0.08 SHEET 5 OF 5

D
C
B
A

D
C
B
A

8 7 6 5 4 3 2 1