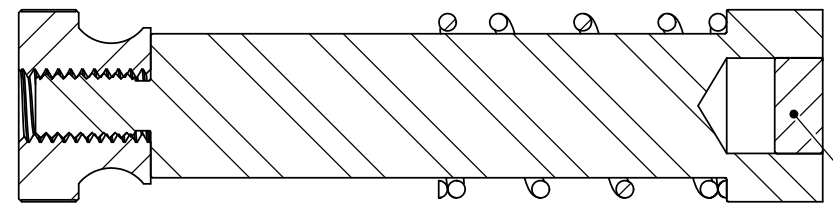
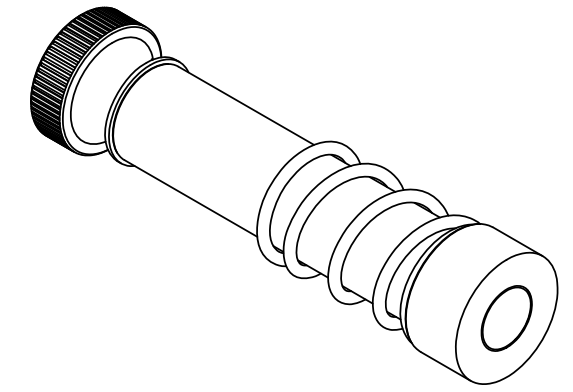
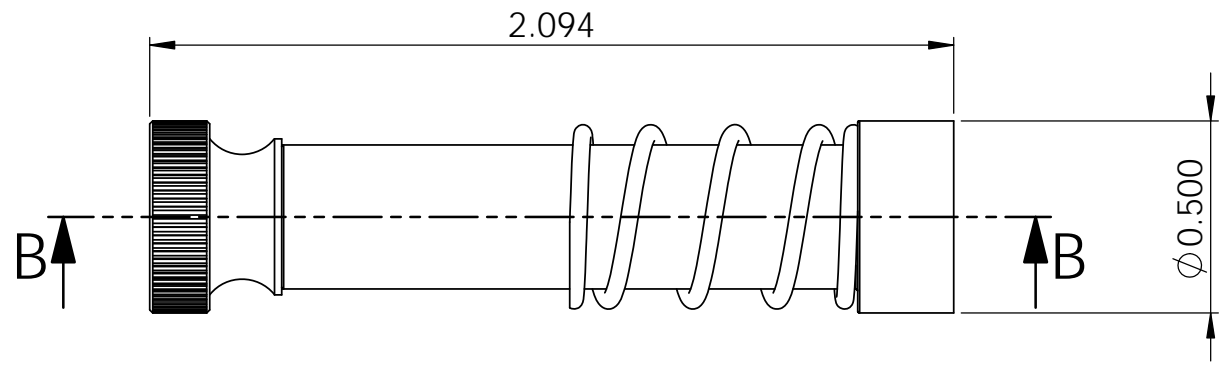


No. COMPONENTS IN ASSLY	OP1	OP2	OP3	OP4	OP5	OP6	
1							



SECTION B-B
SCALE 2 : 1

MAGNET

PROPRIETARY AND CONFIDENTIAL

THE INFORMATION CONTAINED IN THIS DRAWING IS THE SOLE PROPERTY OF PRYMEFIX. ANY REPRODUCTION IN PART OR AS A WHOLE WITHOUT THE WRITTEN PERMISSION OF PRYMEFIX IS PROHIBITED.

1		UNLESS OTHERWISE SPECIFIED	DRAWN BY: RD	DATE 6/10/2014	
2		FRACTIONAL ± .003 ANGULAR: ± 1.0 TWO PLACE DECIMAL ± .010 THREE PLACE DECIMAL ± .003 FOUR PLACE DECIMAL ± .0005 (REAM)	TITLE: ANVIL STYLE: 007		
3					
4		HEAT TREAT N/A	No Pcs to Complete Order:		
5		MATERIAL Alloy Steel (SS)			
6		FINISH POLISHED	SIZE B	DWG. NO. I42-PRY-STD-001 CENTERS INSERT TECHNICAL DRAWING	REV 0
7			SCALE: 1:2 WEIGHT: 0.07 SHEET 3 OF 5		
REVISION HISTORY		INCH UNITS			

PrymeFix
fixturing solutions

155 PRAIRIE LAKE RD, SUITE A
EAST DUNDEE, IL 60118
847.428.7122

FILE NAME
I41-PRY-STD-007

DIRECTORY
P:\Manufacturing\PrymeFix Product Line\I11 Inserts\I41-PRY-STD-001 CENTERS INSERT\

D
C
B
A

D
C
B
A

8 7 6 5 4 3 2 1

8 7 6 5 4 3 2 1